

# Welcome / Willkommen



# INTRODUCTION



Steve Burns, Race Director

Tel. +44 7701 004694

E-mail.

[steve.burns@ferrariownersclub.co.uk](mailto:steve.burns@ferrariownersclub.co.uk)

Office 130, 1<sup>st</sup> floor F1 pit complex

## COMMUNICATION / EVENT INFORMATION

Live Timing: <https://livetiming.alkamelsystems.com/spa>

Digital notice board: [https://rf2021.racspa.be/official\\_notice\\_board](https://rf2021.racspa.be/official_notice_board)

Please ensure we have your correct email address for event information



# TIMETABLE



All sessions will begin directly from the Pitlane

Qualifying: 12:12 Sat. (30 minutes)

Race 1: 14:51 (approx.) Pitlane Open – 1 lap only to grid

14:56 Pitlane Closed – 5 minute board

15:01 Start of Formation lap

Race 2: 11:45 (approx.) Pitlane Open – 1 lap only to grid

11:50 Pitlane Closed – 5 minute board

11:55 Start of Formation lap

Race 3: 17:00 (approx.) Pitlane Open – 1 lap only to grid

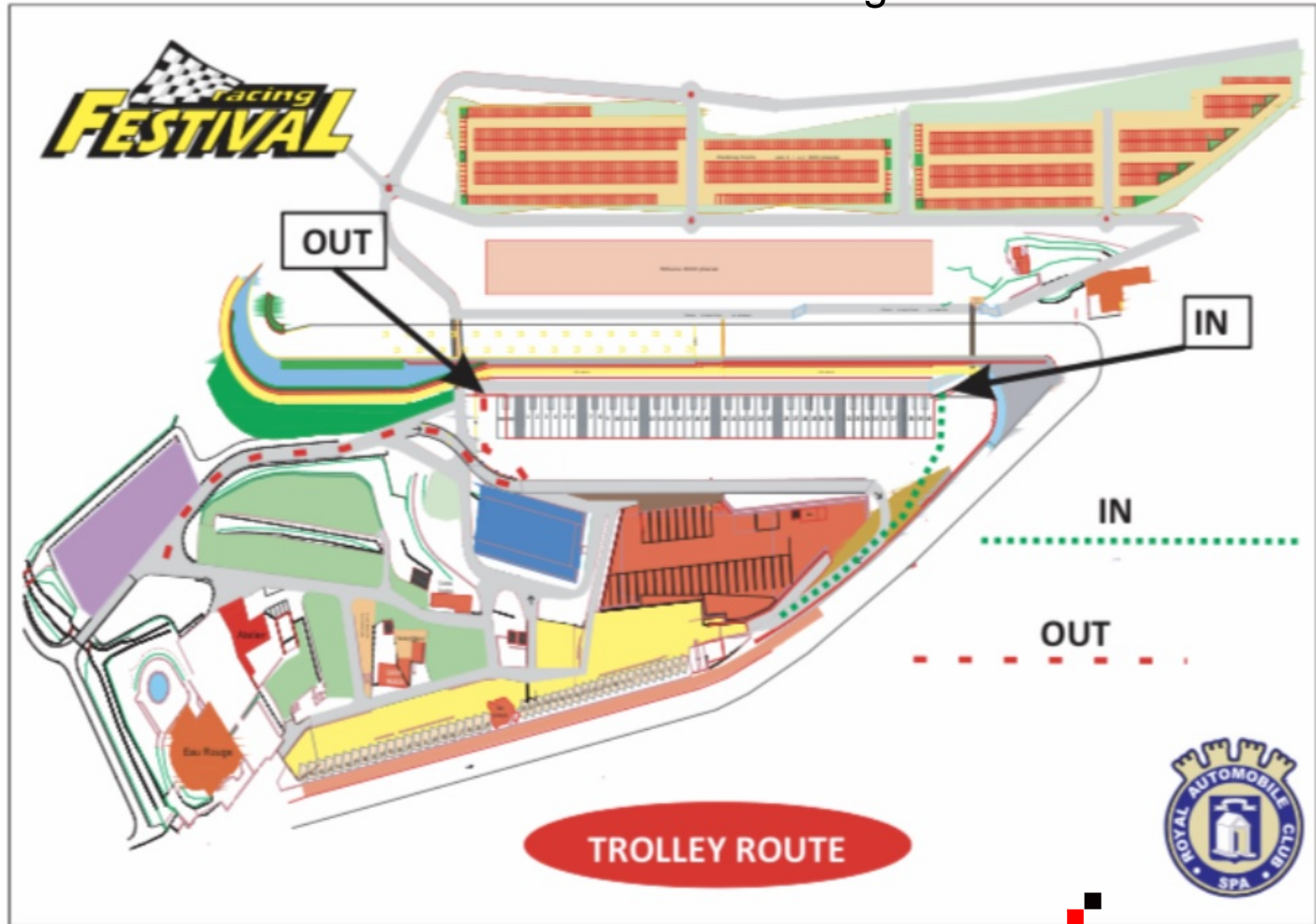
17:05 Pitlane Closed – 5 minute board

17:10 Start of Formation lap



# GRID ACCESS

Trollies must clear at the 3-minute signal



# QUALIFYING / GRIDS



Starting positions will be determined as follows;

Race 1: Fastest Qualifying lap time

Race 2: 2<sup>nd</sup> fastest Qualifying lap time

Race 3: Result of Race 2



# GENERAL INFORMATION



- At the start of each session cars may only move into the Fast Lane once the pit exit is Green. No queueing in the Fast Lane
- Refuelling is not permitted in the Pitlane and/or during any session
- **At the end of every session, after taking the chequered flag cars should immediately enter the Endurance Pitlane after the Turn 1 – EXTREME CAUTION!!!**
- After the races, 1<sup>st</sup>, 2<sup>nd</sup> & 3<sup>rd</sup> overall via shuttle bus to F1 podium



**Pit Exit Repeater**




# PIT LANE



# PIT ENTRY



USE ONLY THE ENDURANCE PITLANE – NOT F1!  
Please keep right after Turn 1 if entering the Pitlane





# PIT ENTRY SPEED LIMIT LINE



# PIT EXIT LIGHTS



Repeater

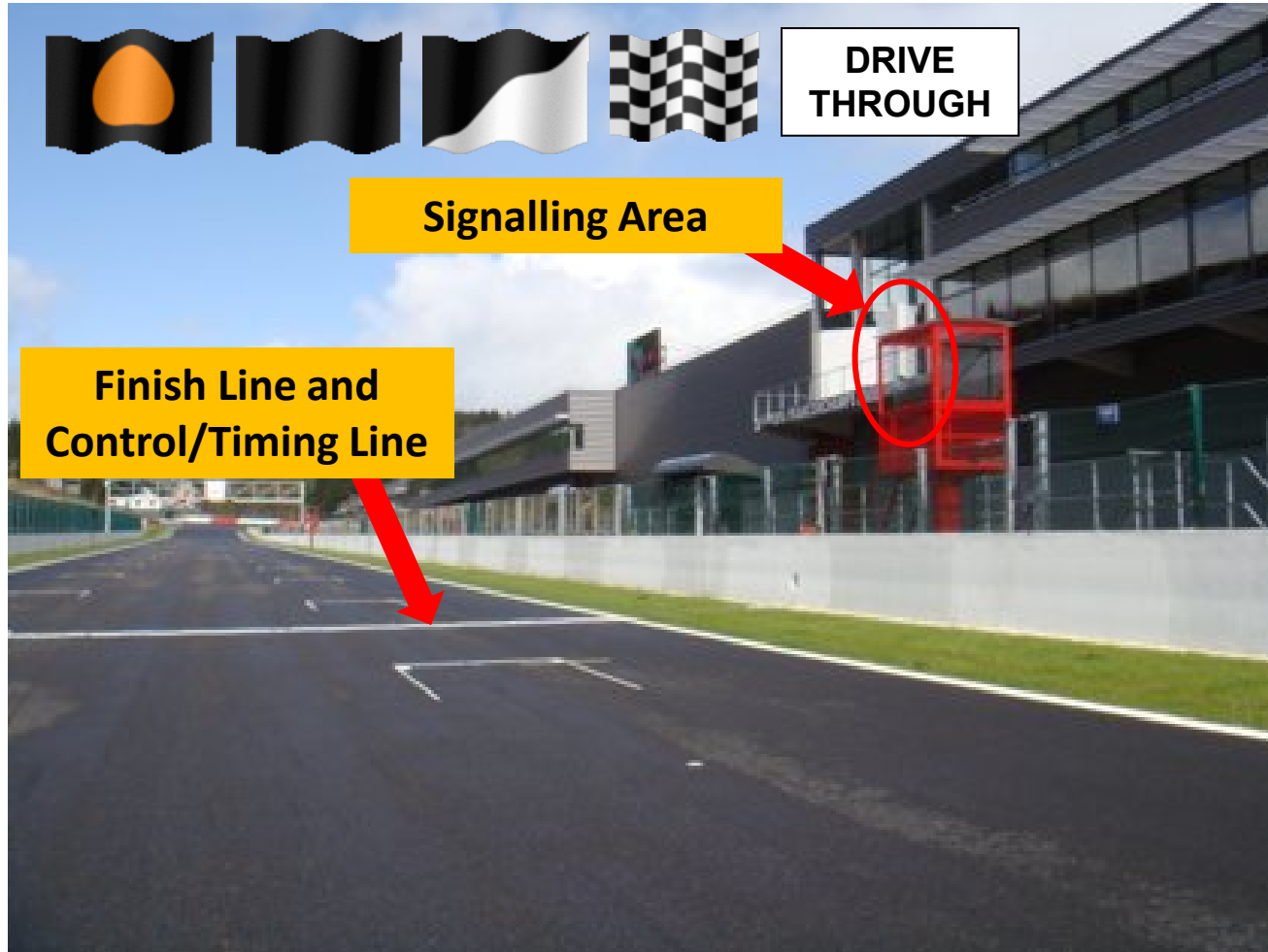


# PIT EXIT

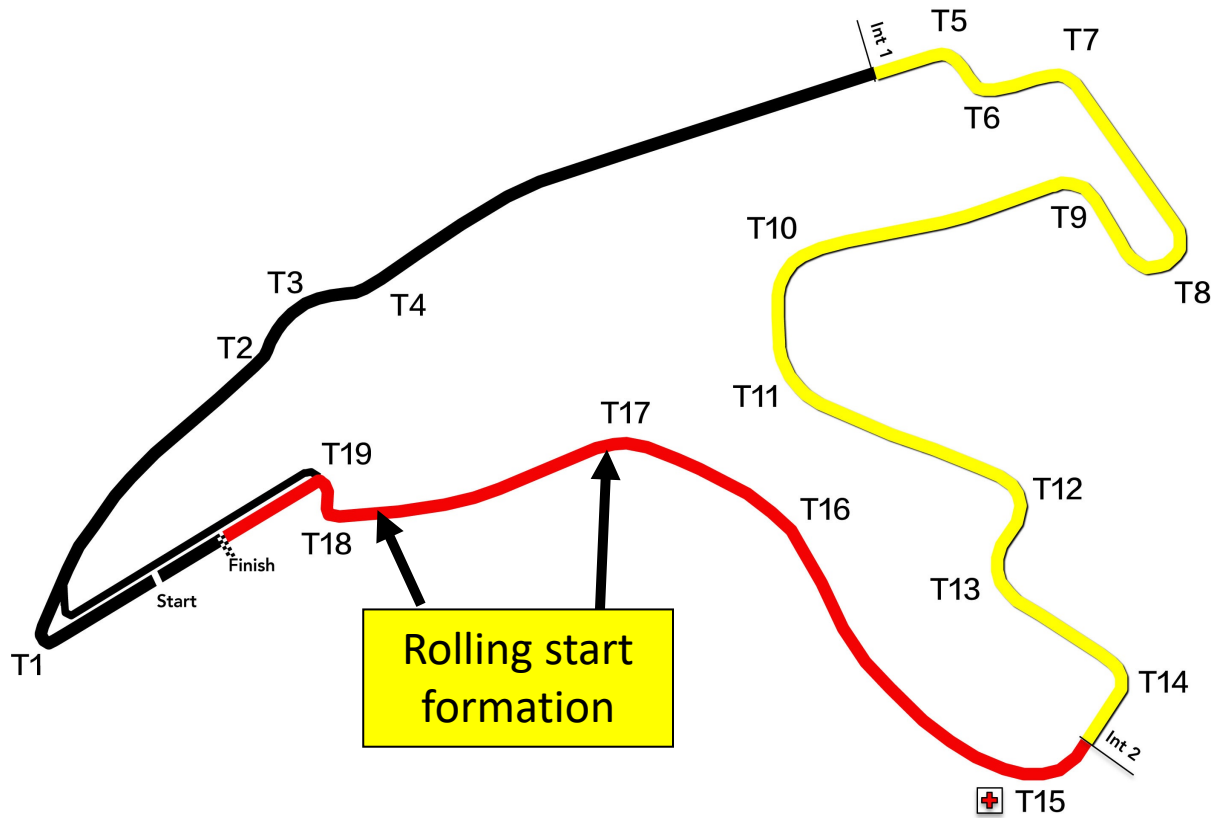


# SIGNALLING AREA & CONTROL LINE

Startline 123m beyond Control Line



# START LAP



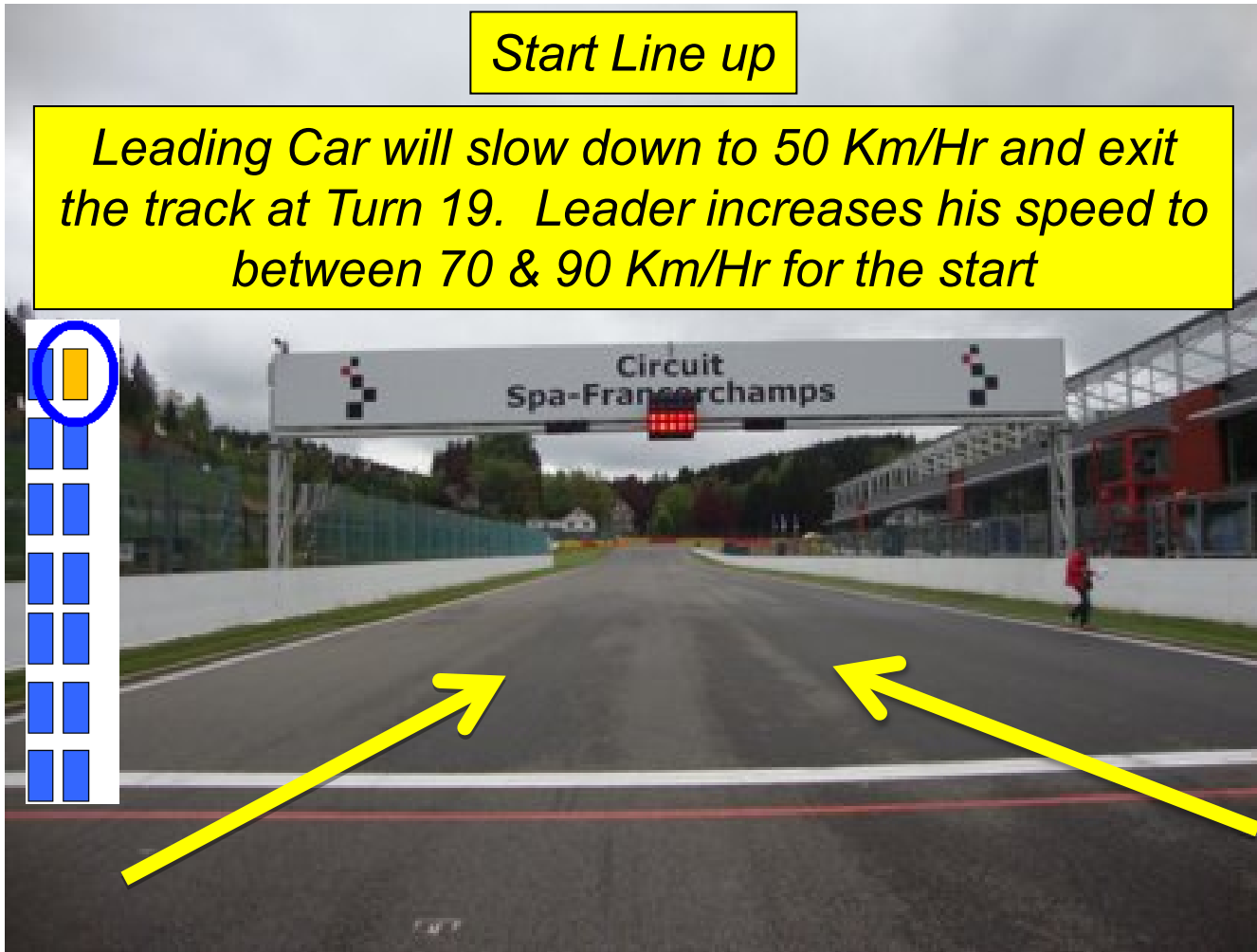
# START FORMATION



Two straight lines over the starting grid boxes

*Start Line up*

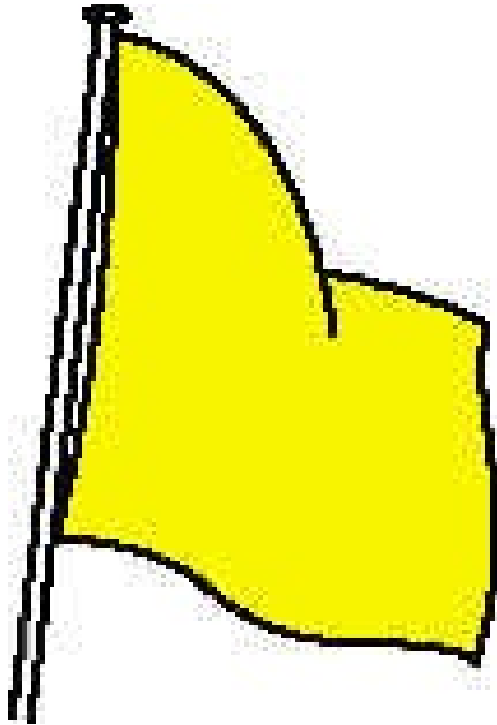
*Leading Car will slow down to 50 Km/Hr and exit the track at Turn 19. Leader increases his speed to between 70 & 90 Km/Hr for the start*



# ABORTED START ADDITIONAL FORMATION LAP



# INCIDENTS



## One waved Yellow flag:

- Moderate speed
- Caution – some danger
- NO OVERTAKING

## Two waved Yellow flags:

- Dangerous incident has occurred
- Reduce speed, be prepared to stop
- NO OVERTAKING





**FCY**

**SC**



## FULL COURSE YELLOW (FCY)

- Slow to 60 Km/Hr – NO weaving (Zig Zag) – NO overtaking
- Maintain gaps, no advantage gained
- Green flag = resume racing


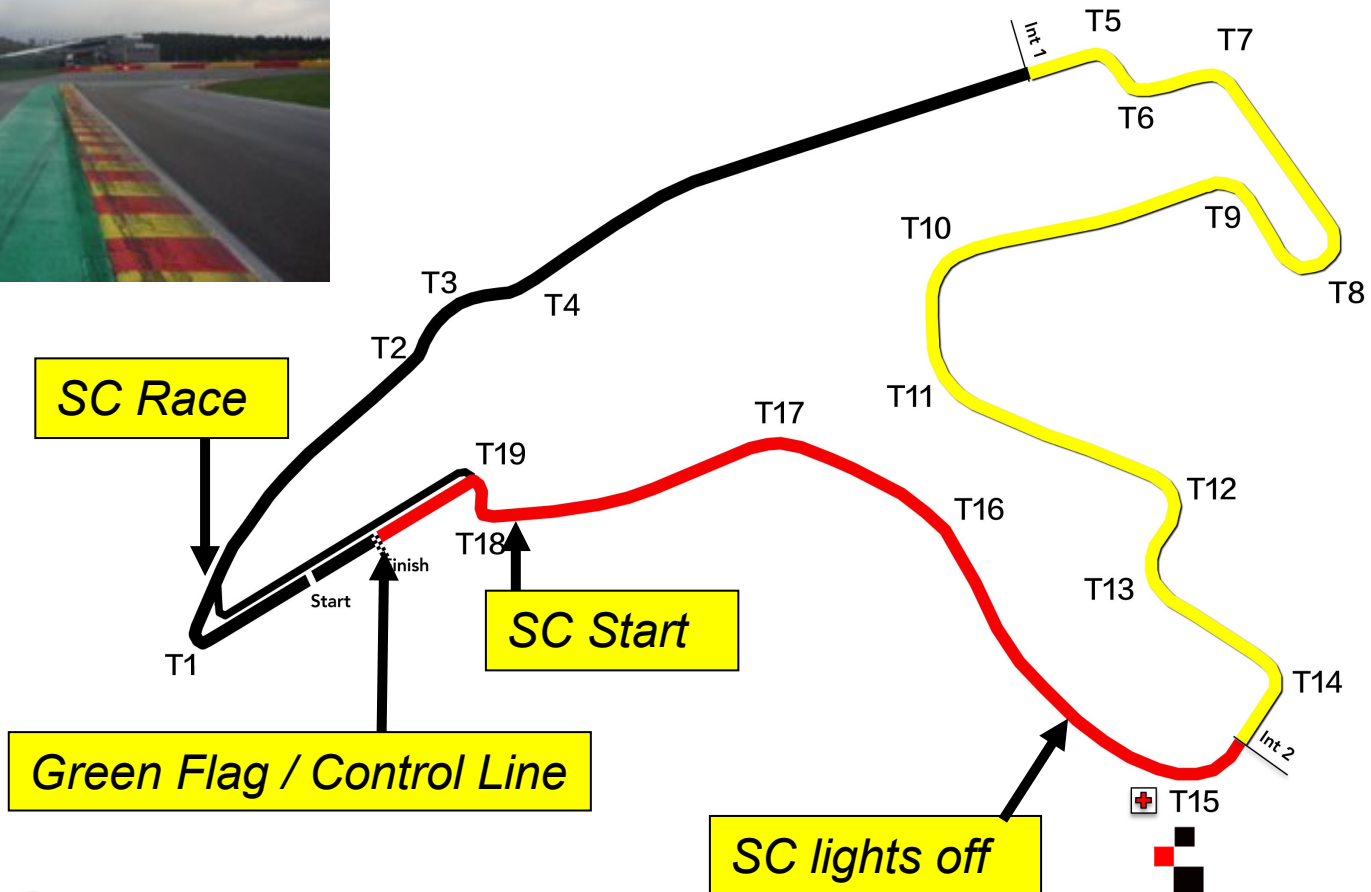
## SAFETY CAR (SC)

- Catch up with the car in front – NO overtaking




# SAFETY CAR

SC may use the Pitlane



# SAFETY CAR RESTART

The Safety Car will leave the track at Turn 19  
No overtaking until you pass the Control/Finish Line





# PROCEDURE



## During Qualifying

Slow down, NO overtaking and return to the Endurance Pitlane via the Pitlane Entrance after Turn 1.


## During Races

Slow down, NO overtaking and stop in single file at the RED FLAG LINE (Start line).

The race will be resumed behind the Safety Car.



# RED FLAG LINE



# TURN 1 ESCAPE



If 4 wheels behind the red/yellow kerb the car must remain to the left of the kerb and rejoin safely at the end of the kerb



# TURN 5 ESCAPE ROAD

## Rejoin at Turn 7



# TRACK LIMITS – FIA ISC APPENDIX L



Judges of Fact are located at the following locations;

Turn 1 exit

Turns 3/4 (left hand side)

Turn 9 exit

Turn 15 exit

Turn 16 exit / entrance to Turn 17

Turn 17 exit

Turn 19 exit

Cars must remain in contact with the track which is defined by white lines





# DRIVER ETIQUETTE



Please RESPECT the International Sporting Code and your fellow Competitors

Be AWARE at all times – flag signals – other cars – mirrors

Please read the “Summary of Penalties” appendix in the Race Director’s briefing notes and Supplementary Regulations



# MARSHALS

Respect and Thanks



A checkered racing flag is shown waving in the wind, set against a background of a sunset or sunrise over a field. The flag is the central focus, with its black and white squares creating a dynamic pattern. The background is a soft, warm glow of orange and yellow, with a dark green field visible in the distance. The overall mood is energetic and celebratory.

**Have a good race!**