

# FORD FIESTA SPRINT CUP NL+BE-MAZDA


## SPA RACING FESTIVAL

### Free Practice 2

### Sector Analysis

— Invalidated Lap    ■ Personal Best    ■ Session Best    B Crossing the pit lane

Lap	D	Time	Sector 1	Sector 2	Sector 3	Kph	Elapsed	Lap	D	Time	Sector 1	Sector 2	Sector 3	Kph	Elapsed		
<b>1</b>	<b>Vakgarage pb Technova College Ra</b> 1.Laurens DE WIT							Ford Fiesta	4	1	2:53.651	51.977	<b>1:15.786</b>	45.888	145.2	12:41.472	
	5	1	3:03.050	B	52.240	1:16.374	54.436	137.7	15:44.522								
	6	1	4:46.761	2:43.946	1:16.948	45.867	87.9	20:31.283									
	7	1	3:47.719	52.654	1:22.875	1:32.190	110.7	24:19.002									
	8	1	4:46.364	1:58.782	2:01.397	46.185	88.0	29:05.366									
	9	1	2:55.694	53.020	1:16.885	45.789	143.5	32:01.060									
	1	1	3:43.510	1:14.155	1:38.937	50.418	110.8	3:43.510									
	2	1	3:04.656	56.909	1:18.987	48.760	136.5	6:48.166									
	3	1	3:01.925	<b>54.640</b>	1:18.818	48.467	138.6	9:50.091									
	4	1	3:01.484	54.694	1:18.632	48.158	138.9	12:51.575									
<b>3</b>	<b>Garage Feyaerts</b> 1.Kenny HERREMANS							Ford Fiesta	5	1	<b>3:01.007</b>	54.945	<b>1:18.026</b>	<b>48.036</b>	139.3	15:52.582	
	6	1	3:09.131	B	55.291	1:18.425	55.415	133.3	19:01.713								
	7	1	3:58.904	1:34.881	1:23.323	1:00.700	105.5	23:00.617									
	8	1	5:17.152	1:47.129	2:16.936	1:13.087	79.5	28:17.769									
	9	1	3:02.091	55.018	1:18.843	48.230	138.5	31:19.860									
	1	1	3:59.809	B	1:38.025	1:26.438	55.346	103.3	3:59.809								
	2	1	4:25.701	2:16.515	1:20.988	48.198	94.9	8:25.510									
	3	1	3:01.251	54.929	1:18.592	47.730	139.1	11:26.761									
	4	1	3:01.505	54.805	1:18.854	47.846	138.9	14:28.266									
	5	1	<b>3:00.706</b>	<b>54.580</b>	<b>1:18.286</b>	47.840	139.5	17:28.972									
<b>4</b>	<b>Garage Feyaerts</b> 1.Tom FEYAERTS							Ford Fiesta	6	1	3:06.143	B	54.650	1:18.340	53.153	135.5	20:35.115
	7	1	6:31.847	2:43.393	2:12.815	1:35.639	64.3	27:06.962									
	8	1	3:20.129	1:13.766	1:18.804	<b>47.559</b>	126.0	30:27.091									
	1	1	4:36.492	2:01.950	1:40.289	54.253	89.6	4:36.492									
	2	1	3:23.957	1:04.171	1:27.662	52.124	123.6	8:00.449									
	3	1	3:18.545	59.850	1:27.675	51.020	127.0	11:18.994									
	4	1	3:13.423	57.279	1:25.711	50.433	130.4	14:32.417									
	5	1	3:10.104	<b>56.536</b>	1:24.433	<b>49.135</b>	132.6	17:42.521									
	6	1	<b>3:09.433</b>	56.772	<b>1:23.381</b>	49.280	133.1	20:51.954									
	7	1	4:18.539	B	56.671	1:52.718	1:29.150	97.5	25:10.493								
<b>6</b>	<b>Dekker Racing</b> 1.Marcel DEKKER							Mazda MX-5	8	1	5:01.117	2:38.071	1:31.856	51.190	83.7	30:11.610	
	1	1	4:00.181	1:46.129	1:26.877	47.175	103.2	4:00.181									
	2	1	2:54.344	52.719	1:16.851	<b>44.774</b>	144.6	6:54.525									
	3	1	2:54.426	52.486	1:16.787	45.153	144.6	9:48.951									
	4	1	<b>2:52.858</b>	51.817	<b>1:15.961</b>	45.080	145.9	12:41.809									
	5	1	4:01.420	B	<b>51.807</b>	1:16.908	1:52.705	104.4	16:43.229								
	6	1	4:16.948	B	1:29.053	1:17.011	1:30.884	98.1	21:00.177								
	7	1	6:06.185	2:17.887	2:12.522	1:35.776	68.9	27:06.362									
	8	1	3:15.097	1:12.013	1:17.477	45.607	129.2	30:21.459									
	<b>10</b>	<b>Kolenaar Mazda</b> 1.Niels LANGEVELD							Mazda MX-5	1	1	3:59.693	1:44.823	1:26.940	47.930	103.4	3:59.693
2		1	2:55.482	53.358	1:16.978	45.146	143.7	6:55.175									
3		1	<b>2:52.646</b>	<b>51.680</b>	1:16.174	<b>44.792</b>	146.0	9:47.821									
<b>11</b>		<b>Team Longin</b> 1.Junior PLANCKAERT							Ford Fiesta	4	1	4:06.351	1:41.899	1:33.654	50.798	100.6	4:06.351
		2	1	3:20.574	B	57.849	1:27.152	55.573	125.7	7:26.925							
		3	1	4:27.086	2:15.595	1:22.740	48.751	94.4	11:54.011								
		4	1	3:04.847	55.362	1:20.784	48.701	136.4	14:58.858								
		5	1	3:03.828	55.305	<b>1:19.977</b>	48.546	137.2	18:02.686								
		6	1	3:03.889	55.325	1:20.183	48.381	137.1	21:06.575								
		7	1	3:54.645	55.237	1:42.119	1:17.289	107.5	25:01.220								
	8	1	4:11.473	1:37.546	1:45.823	48.104	100.3	29:12.693									
	9	1	<b>3:03.129</b>	<b>54.886</b>	1:20.222	<b>48.021</b>	137.7	32:15.822									
	<b>14</b>	<b>Alnimax Racing</b> 1.Alexander BORGMAN							Ford Fiesta	1	1	4:04.286	1:39.988	1:33.536	50.762	101.4	4:04.286
2		1	3:15.604	58.827	1:26.485	50.292	128.9	7:19.890									
3		1	3:08.553	56.782	1:22.722	<b>49.049</b>	133.7	10:28.443									
4		1	3:10.290	56.882	1:23.235	50.173	132.5	13:38.733									
5		1	3:08.616	57.335	<b>1:21.874</b>	49.407	133.7	16:47.349									
6		1	3:09.295	56.587	1:23.315	49.393	133.2	19:56.644									
7		1	3:44.337	56.692	1:23.438	1:24.207	112.4	23:40.981									
8		1	4:40.006	1:37.858	1:59.808	1:02.340	90.0	28:20.987									
9		1	<b>3:07.566</b>	<b>56.037</b>	1:22.042	49.487	134.4	31:28.553									
<b>16</b>		<b>Johan Kraan Motorsport</b> 1.Dominique KRAAN							Mazda MX-5	1	1	4:55.167	2:44.998	1:22.404	47.765	83.9	4:55.167
	2	1	2:57.986	53.782	1:18.344	45.860	141.7	7:53.153									
	3	1	3:03.232	B	53.273	1:17.369	52.590	137.6	10:56.385								
	4	1	6:10.711	4:06.518	1:18.120	46.073	68.0	17:07.096									
	5	1	<b>2:56.059</b>	53.338	<b>1:16.912</b>	<b>45.809</b>	143.2	20:03.155									
	6	1	3:42.380	B	<b>52.817</b>	1:18.064	1:31.499	113.4	23:45.535								
	7	1	5:34.997	3:15.398	1:33.259	46.340	75.3	29:20.532									
	8	1	2:56.485	53.065	1:17.228	46.192	142.9	32:17.017									
	<b>19</b>	<b>Alnimax Racing</b> 1.Maxim DE WITTE							Ford Fiesta	1	1	4:02.887	1:38.905	1:31.644	52.338	102.0	4:02.887
		2	1	3:19.022	59.872	1:28.102	51.048	126.7	7:21.909								
3		1	3:11.850	58.017	1:24.713	49.120	131.4	10:33.759									
4		1	3:11.327	57.875	1:23.625	49.827	131.8	13:45.086									
5		1	3:10.163	58.059	1:22.616	49.488	132.6	16:55.249									
6		1	<b>3:07.977</b>	<b>57.041</b>	<b>1:22.080</b>	<b>48.856</b>	134.1	20:03.226									
7		1	3:45.809	<b>56.198</b>	1:23.014	1:26.597	111.7	23:49.035									
8		1	4:44.283	1:44.275	2:09.111	50.897	88.7	28:33.318									



# FORD FIESTA SPRINT CUP NL+BE-MAZDA


## SPA RACING FESTIVAL

### Free Practice 2

### Sector Analysis

— Invalidated Lap    ■ Personal Best    ■ Session Best    B Crossing the pit lane

Lap	D	Time	Sector 1	Sector 2	Sector 3	Kph	Elapsed	Lap	D	Time	Sector 1	Sector 2	Sector 3	Kph	Elapsed
<b>21</b>	<b>RS-team</b> 1.Simon SIKHART Mazda MX-5 Mazda							2	1	3:04.204	<b>55.583</b>	1:19.891	<b>48.730</b>	136.9	6:28.524
	3	1	<b>3:03.889</b>	55.743	1:19.219	48.927	137.1	9:32.413							
	4	1	3:04.267	56.142	<b>1:19.131</b>	48.994	136.8	12:36.680							
	5	1	3:13.678 <b>B</b>	56.376	1:21.323	55.979	130.2	15:50.358							
	6	1	4:33.079	2:24.441	1:19.811	48.827	92.3	20:23.437							
	7	1	3:46.993	56.183	1:22.327	1:28.483	111.1	24:10.430							
	8	1	4:28.024	1:31.567	2:06.276	50.181	94.1	28:38.454							
	9	1	3:07.473	57.159	1:20.161	50.153	134.5	31:45.927							
	1	1	4:29.269	2:17.136	1:24.141	47.992	92.0	4:29.269							
	2	1	3:01.064	53.570	1:19.793	47.701	139.3	7:30.333							
3	1	2:58.516	53.054	1:19.266	46.196	141.2	10:28.849								
4	1	<b>2:56.569</b>	53.117	1:18.157	<b>45.295</b>	142.8	13:25.418								
5	1	2:56.789	<b>52.454</b>	1:18.685	45.650	142.6	16:22.207								
6	1	3:04.937 <b>B</b>	53.159	<b>1:17.985</b>	53.793	136.3	19:27.144								
7	1	5:05.975	2:03.010	1:37.340	1:25.625	82.4	24:33.119								
8	1	4:36.679	1:52.937	1:57.787	45.955	91.1	29:09.798								
9	1	2:56.713	53.067	1:18.105	45.541	142.7	32:06.511								
<b>22</b>	<b>EJ Automotive</b> 1.Milan DE LAET Ford Fiesta Ford							1	1	4:29.221	2:08.409	1:28.507	52.305	92.0	4:29.221
	2	1	3:06.693	56.582	1:22.042	48.069	135.1	7:35.914							
	3	1	3:01.495	54.214	1:19.750	<b>47.531</b>	138.9	10:37.409							
	4	1	3:01.690	<b>53.961</b>	1:19.461	48.268	138.8	13:39.099							
	5	1	<b>3:01.076</b>	54.418	<b>1:18.933</b>	47.725	139.2	16:40.175							
	6	1	3:08.641 <b>B</b>	55.321	1:19.062	54.258	133.7	19:48.816							
	7	1	7:24.094	3:49.211	2:04.798	1:30.085	56.8	27:12.910							
	8	1	3:16.754	1:09.755	1:19.363	47.636	128.2	30:29.664							
	1	1	4:29.221	2:08.409	1:28.507	52.305	92.0	4:29.221							
	2	1	3:06.693	56.582	1:22.042	48.069	135.1	7:35.914							
3	1	3:01.495	54.214	1:19.750	<b>47.531</b>	138.9	10:37.409								
4	1	3:01.690	<b>53.961</b>	1:19.461	48.268	138.8	13:39.099								
5	1	<b>3:01.076</b>	54.418	<b>1:18.933</b>	47.725	139.2	16:40.175								
6	1	3:08.641 <b>B</b>	55.321	1:19.062	54.258	133.7	19:48.816								
7	1	7:24.094	3:49.211	2:04.798	1:30.085	56.8	27:12.910								
8	1	3:16.754	1:09.755	1:19.363	47.636	128.2	30:29.664								
<b>23</b>	<b>Polyparts Rent - Champion Lubes</b> 1.Filip WOJOWICZ Mazda MX-5 Mazda							1	1	3:23.065	1:12.712	1:23.029	47.324	122.0	3:23.065
	2	1	2:58.674	53.600	1:18.913	46.161	141.1	6:21.739							
	3	1	<b>2:57.005</b>	52.961	1:18.176	<b>45.868</b>	142.4	9:18.744							
	4	1	2:59.425	54.877	1:18.366	46.182	140.5	12:18.169							
	5	1	2:57.327	53.193	1:17.836	46.298	142.2	15:15.496							
	6	1	2:58.280	53.015	<b>1:17.666</b>	47.599	141.4	18:13.776							
	7	1	2:57.373	52.865	1:18.184	46.324	142.2	21:11.149							
	8	1	4:02.480 <b>B</b>	<b>52.573</b>	1:43.051	1:26.856	104.0	25:13.629							
	9	1	5:09.635	3:05.534	1:18.116	45.985	81.4	30:23.264							
	1	1	3:23.065	1:12.712	1:23.029	47.324	122.0	3:23.065							
2	1	2:58.674	53.600	1:18.913	46.161	141.1	6:21.739								
3	1	<b>2:57.005</b>	52.961	1:18.176	<b>45.868</b>	142.4	9:18.744								
4	1	2:59.425	54.877	1:18.366	46.182	140.5	12:18.169								
5	1	2:57.327	53.193	1:17.836	46.298	142.2	15:15.496								
6	1	2:58.280	53.015	<b>1:17.666</b>	47.599	141.4	18:13.776								
7	1	2:57.373	52.865	1:18.184	46.324	142.2	21:11.149								
8	1	4:02.480 <b>B</b>	<b>52.573</b>	1:43.051	1:26.856	104.0	25:13.629								
9	1	5:09.635	3:05.534	1:18.116	45.985	81.4	30:23.264								
<b>28</b>	<b>Bart Loenders</b> 1.Jurgen VAN DEN BROEK Ford Fiesta Ford							1	1	4:02.206	1:36.994	1:32.580	52.632	102.3	4:02.206
	2	1	3:17.371	59.353	1:26.963	51.055	127.8	7:19.577							
	3	1	3:21.088 <b>B</b>	58.309	1:24.493	58.286	125.4	10:40.665							
	4	1	5:57.067	3:41.979	1:24.312	50.776	70.6	16:37.732							
	5	1	3:11.233	58.058	1:24.002	<b>49.173</b>	131.9	19:48.965							
	6	1	3:21.470	57.000	1:22.656	1:01.814	125.2	23:10.435							
	7	1	5:09.412	1:41.901	2:14.195	1:13.316	81.5	28:19.847							
	8	1	<b>3:07.549</b>	<b>56.587</b>	<b>1:21.706</b>	49.256	134.4	31:27.396							
	1	1	4:02.206	1:36.994	1:32.580	52.632	102.3	4:02.206							
	2	1	3:17.371	59.353	1:26.963	51.055	127.8	7:19.577							
3	1	3:21.088 <b>B</b>	58.309	1:24.493	58.286	125.4	10:40.665								
4	1	5:57.067	3:41.979	1:24.312	50.776	70.6	16:37.732								
5	1	3:11.233	58.058	1:24.002	<b>49.173</b>	131.9	19:48.965								
6	1	3:21.470	57.000	1:22.656	1:01.814	125.2	23:10.435								
7	1	5:09.412	1:41.901	2:14.195	1:13.316	81.5	28:19.847								
8	1	<b>3:07.549</b>	<b>56.587</b>	<b>1:21.706</b>	49.256	134.4	31:27.396								
<b>29</b>	<b>Vanspringel Motorsport</b> 1.Nathan VANSRINGEL Ford Fiesta Ford							1	1	3:24.320	1:10.928	1:24.309	49.083	121.3	3:24.320
	2	1	3:24.320	1:10.928	1:24.309	49.083	121.3	3:24.320							
	3	1	3:24.320	1:10.928	1:24.309	49.083	121.3	3:24.320							
	4	1	3:24.320	1:10.928	1:24.309	49.083	121.3	3:24.320							
	5	1	3:24.320	1:10.928	1:24.309	49.083	121.3	3:24.320							
	6	1	3:24.320	1:10.928	1:24.309	49.083	121.3	3:24.320							
	7	1	3:24.320	1:10.928	1:24.309	49.083	121.3	3:24.320							
	8	1	3:24.320	1:10.928	1:24.309	49.083	121.3	3:24.320							
	9	1	3:24.320	1:10.928	1:24.309	49.083	121.3	3:24.320							
	1	1	3:24.320	1:10.928	1:24.309	49.083	121.3	3:24.320							
2	1	3:24.320	1:10.928	1:24.309	49.083	121.3	3:24.320								
3	1	3:24.320	1:10.928	1:24.309	49.083	121.3	3:24.320								
4	1	3:24.320	1:10.928	1:24.309	49.083	121.3	3:24.320								
5	1	3:24.320	1:10.928	1:24.309	49.083	121.3	3:24.320								
6	1	3:24.320	1:10.928	1:24.309	49.083	121.3	3:24.320								
7	1	3:24.320	1:10.928	1:24.309	49.083	121.3	3:24.320								
8	1	3:24.320	1:10.928	1:24.309	49.083	121.3	3:24.320								
9	1	3:24.320	1:10.928	1:24.309	49.083	121.3	3:24.320								
<b>30</b>	<b>Vanspringel Motorsport</b> 1.Geoffrey VANSRINGEL Ford Fiesta Ford							1	1	4:08.642	1:36.626	1:42.095	49.921	99.6	4:08.642
	2	1	3:23.761	58.172	1:26.448	59.141	123.7	7:32.403							
	3	1	3:03.668	55.022	1:20.818	47.828	137.3	10:36.071							
	4	1	3:03.511	<b>54.617</b>	1:20.833	48.061	137.4	13:39.582							
	5	1	<b>3:02.531</b>	54.916	<b>1:19.388</b>	48.227	138.1	16:42.113							
	6	1	3:02.799	54.624	1:20.164	48.011	137.9	19:44.912							
	7	1	3:12.823	55.114	1:20.551	57.158	130.8	22:57.735							
	8	1	5:20.257	1:47.597	2:18.563	1:14.097	78.7	28:17.992							
	9	1	3:03.070	55.167	1:20.197	<b>47.706</b>	137.7	31:21.062							
	1	1	4:08.642	1:36.626	1:42.095	49.921	99.6	4:08.642							
2	1	3:23.761	58.172	1:26.448	59.141	123.7	7:32.403								
3	1	3:03.668	55.022	1:20.818	47.828	137.3	10:36.071								
4	1	3:03.511	<b>54.617</b>	1:20.833	48.061	137.4	13:39.582								
5	1	<b>3:02.531</b>	54.916	<b>1:19.388</b>	48.227	138.1	16:42.113								
6	1	3:02.799	54.624	1:20.164	48.011	137.9	19:44.912								
7	1	3:12.823	55.114	1:20.551	57.158	130.8	22:57.735								
8	1	5:20.257	1:47.597	2:18.563	1:14.097	78.7	28:17.992								
9	1	3:03.070	55.167	1:20.197	<b>47.706</b>	137.7	31:21.062								
<b>32</b>	<b>DMG Racing</b> 1.Daniëlle GEEL Ford Fiesta Ford							1	1	3:47.861	1:19.663	1:35.938	52.260	108.7	3:47.861
	2	1	3:09.566	56.170	1:24.195	49.201	133.0	6:57.427							
	3	1	3:05.773	55.651	1:21.952	48.170	135.7	10:03.200							
	4	1	3:05.846	55.416	1:21.932	48.498	135.7	13:09.046							
	5	1	<b>3:04.562</b>	<b>55.159</b>	<b>1:21.297</b>	<b>48.106</b>	136.6	16:13.608							
	6	1	3:05.921	55.997	1:21.688	48.236	135.6	19:19.529							
	7	1	3:17.301 <b>B</b>	55.926	1:23.725	57.650	127.8	22:36.830							
	8	1	7:40.813	5:29.607	1:22.888	48.318	54.7	30:17.643							
	1	1	3:47.861	1:19.663	1:35.938	52.260	108.7	3:47.861							
	2	1	3:09.566	56.170	1:24.195	49.201	133.0	6:57.427							
3	1	3:05.773	55.651	1:21.952	48.170	135.7									



# FORD FIESTA SPRINT CUP NL+BE-MAZDA


## SPA RACING FESTIVAL

### Free Practice 2

### Sector Analysis

— Invalidated Lap   ■ Personal Best   ■ Session Best   B Crossing the pit lane

Lap	D	Time	Sector 1	Sector 2	Sector 3	Kph	Elapsed	Lap	D	Time	Sector 1	Sector 2	Sector 3	Kph	Elapsed
8	1	6:20.159	3:55.352	1:35.122	49.685	66.3	29:35.181	1	1	3:20.350	1:00.683	1:29.724	49.943	123.7	3:20.350
9	1	<b>3:09.206</b>	56.967	<b>1:22.440</b>	49.799	133.3	32:44.387	2	1	3:05.852	55.422	1:23.420	47.010	135.7	6:26.202
<b>65</b> <b>NXTRacing KNAF</b> Ford Fiesta 1. Esmee KOSTERMAN								<b>77</b> <b>ALU-MET MOTORSPORT</b> Ford Fiesta 1. Aleksander OLEJNICZAK							
1	1	3:42.786	1:10.323	1:40.326	52.137	111.2	3:42.786	1	1	3:44.299	1:15.062	1:39.044	50.193	110.5	3:44.299
2	1	3:09.272	57.902	1:21.716	49.654	133.2	6:52.058	2	1	3:06.328	56.886	1:21.480	47.962	135.3	6:50.627
3	1	<b>3:05.288</b>	<b>55.428</b>	<b>1:20.850</b>	<b>49.010</b>	136.1	9:57.346	3	1	3:02.641	<b>54.219</b>	1:20.958	<b>47.464</b>	138.1	9:53.268
4	1	3:05.926	55.626	1:21.000	49.300	135.6	13:03.272	4	1	3:02.091	54.274	1:20.053	47.764	138.5	12:55.359
5	1	3:18.584 <b>B</b>	56.159	1:22.973	59.452	127.0	16:21.856	5	1	3:01.834	54.429	1:19.808	47.597	138.7	15:57.193
6	1	5:11.822	2:59.662	1:22.875	49.285	80.9	21:33.678	6	1	<b>3:01.659</b>	54.405	<b>1:19.435</b>	47.819	138.8	18:58.852
7	1	4:38.733	59.199	2:04.129	1:35.405	90.5	26:12.411	<b>80</b> <b>EJ Automotive</b> Ford Fiesta 1. Johan LAND							
8	1	3:55.323	1:41.561	1:24.472	49.290	107.1	30:07.734	1	1	4:48.659	2:17.336	1:32.283	59.040	85.8	4:48.659
<b>72</b> <b>Johan Kraan Motorsport</b> Mazda MX-5 1. Sam VAN NOREL								<b>84</b> <b>NXT Racing</b> Ford Fiesta 1. Gianni VAN DE CRAATS							
1	1	3:53.392	1:38.984	1:26.989	47.419	106.2	3:53.392	1	1	4:28.020	1:59.896	1:34.498	53.626	92.4	4:28.020
2	1	2:58.667	54.442	1:18.331	45.894	141.1	6:52.059	2	1	3:10.038	56.957	1:24.343	48.738	132.7	7:38.058
3	1	2:56.181	52.511	1:17.396	46.274	143.1	9:48.240	3	1	3:05.675	55.605	1:21.327	48.743	135.8	10:43.733
4	1	2:55.333	52.493	1:17.427	<b>45.413</b>	143.8	12:43.573	4	1	3:06.286	55.816	1:20.390	50.080	135.4	13:50.019
5	1	<b>2:54.751</b>	<b>52.447</b>	<b>1:16.777</b>	45.527	144.3	15:38.324	5	1	3:06.062	55.452	1:20.895	49.715	135.5	16:56.081
6	1	3:05.744 <b>B</b>	52.600	1:18.500	54.644	135.7	18:44.068	6	1	3:05.565	56.203	1:20.627	48.735	135.9	20:01.646
7	1	4:10.273	1:53.186	1:20.089	56.998	100.7	22:54.341	7	1	3:46.802 <b>B</b>	<b>55.080</b>	1:21.838	1:29.884	111.2	23:48.448
8	1	4:59.741	1:37.368	1:59.995	1:22.378	84.1	27:54.082	8	1	5:57.684	3:36.160	1:32.063	49.461	70.5	29:46.132
9	1	2:57.683	53.202	1:18.227	46.254	141.9	30:51.765	9	1	<b>3:04.928</b>	55.901	<b>1:20.355</b>	<b>48.672</b>	136.3	32:51.060
<b>73</b> <b>Blueberry Racing</b> Mazda MX-5 1. Berry VAN ELK								<b>90</b> <b>Polle Geusens</b> Ford Fiesta 1. Polle GEUSENS							
1	1	5:42.229	3:33.768	1:20.877	47.584	72.4	5:42.229	1	1	3:58.683	1:38.251	1:31.908	48.524	103.8	3:58.683
2	1	2:57.839	53.853	1:17.660	46.326	141.8	8:40.068	2	1	3:04.247	55.351	1:21.881	47.015	136.8	7:02.930
3	1	2:55.152	52.805	1:16.628	45.719	144.0	11:35.220	3	1	3:01.536	54.908	1:19.725	46.903	138.9	10:04.466
4	1	2:53.456	52.284	1:15.931	45.241	145.4	14:28.676	4	1	3:00.375	54.207	1:19.365	<b>46.803</b>	139.8	13:04.841
5	1	2:54.395	52.261	1:16.459	45.675	144.6	17:23.071	5	1	<b>3:00.060</b>	<b>54.052</b>	<b>1:19.124</b>	46.884	140.0	16:04.901
6	1	<b>2:52.267</b>	<b>51.630</b>	<b>1:15.663</b>	<b>44.974</b>	146.4	20:15.338	6	1	3:14.901 <b>B</b>	55.980	1:21.462	57.459	129.4	19:19.802
7	1	3:56.623 <b>B</b>	52.774	1:25.016	1:38.833	106.6	24:11.961	7	1	6:18.212	2:49.533	2:00.065	1:28.614	66.7	25:38.014
8	1	6:01.352	3:45.565	1:26.095	49.692	69.8	30:13.313								
<b>74</b> <b>Blueberry Racing</b> Mazda MX-5 1. Ronald VAN LOON								<b>76</b> <b>Blueberry Racing</b> Mazda MX-5 1. Dick VAN ELK							
1	1	4:43.164	2:19.741	1:32.220	51.203	87.5	4:43.164								
2	1	3:04.834	55.596	1:21.651	<b>47.587</b>	136.4	7:47.998								
3	1	3:04.154	55.068	1:21.281	47.805	136.9	10:52.152								
4	1	<b>3:03.066</b>	<b>54.682</b>	<b>1:20.548</b>	47.836	137.7	13:55.218								
5	1	3:04.455	54.903	1:21.196	48.356	136.7	16:59.673								
6	1	3:04.983	55.091	1:21.217	48.675	136.3	20:04.656								
7	1	3:55.959 <b>B</b>	56.234	1:25.205	1:34.520	106.9	24:00.615								
8	1	5:12.956	2:36.386	1:48.445	48.125	80.6	29:13.571								
9	1	3:17.490 <b>B</b>	54.906	1:23.143	59.441	127.7	32:31.061								



# FORD FIESTA SPRINT CUP NL+BE-MAZDA

## SPA RACING FESTIVAL

### Free Practice 2

## Sector Analysis

— Invalidated Lap    ■ Personal Best    ■ Session Best    B Crossing the pit lane

Lap	D	Time	Sector 1	Sector 2	Sector 3	Kph	Elapsed	Lap	D	Time	Sector 1	Sector 2	Sector 3	Kph	Elapsed
8	1	5:31.098 <b>B</b>	1:39.343	1:38.216	2:13.539	76.2	31:09.112	5	1	5:25.645	3:18.756	1:19.812	47.077	77.4	17:57.832
<b>95</b>	<b>AZERTI</b> 1. Wim COEKELBERGS Ford Fiesta Ford							<b>933</b>	<b>MV Motorsport</b> 1. Olivier NAAKTGEBOREN Mazda MX-5 Mazda						
1	1	4:03.703	1:39.398	1:33.102	51.203	101.7	4:03.703	1	1	3:15.243	1:02.056	1:25.754	47.433	126.9	3:15.243
2	1	6:24.158	4:11.021		3:58.721	65.6	10:27.861	2	1	3:02.502	54.432	1:21.026	47.044	138.2	6:17.745
3	1	9:29.563	57.083	1:24.448	7:08.032	44.3	19:57.424	3	1	3:00.799	54.143	1:20.168	46.488	139.5	9:18.544
4	1	8:24.551	5:22.261		6:01.283	50.0	28:21.975	4	1	3:00.357	55.409	1:19.213	45.735	139.8	12:18.901
5	1	<b>3:07.858</b>	<b>55.831</b>	<b>1:22.850</b>	<b>49.177</b>	134.2	31:29.833	5	1	2:57.111	52.807	1:18.585	<b>45.719</b>	142.4	15:16.012
<b>97</b>	<b>Eddy De Backer</b> 1. Tomas DE BACKER Ford Fiesta Ford							<b>977</b>	<b>Ferry Monster Autosport</b> 1. Martin HUISMAN Mazda MX-5 Mazda						
1	1	3:18.078	1:03.240	1:25.795	49.043	125.1	3:18.078	1	1	3:09.525	58.949	1:23.143	47.433	130.7	3:09.525
2	1	3:02.071	55.741	1:18.890	47.440	138.5	6:20.149	2	1	2:58.822	54.095	1:18.819	45.908	141.0	6:08.347
3	1	3:00.869	<b>54.487</b>	1:18.948	<b>47.434</b>	139.4	9:21.018	3	1	3:08.365 <b>B</b>	53.370	<b>1:17.631</b>	57.364	133.9	9:16.712
4	1	3:09.669 <b>B</b>	54.918	1:18.227	56.524	132.9	12:30.687	4	1	4:31.580	2:25.358	1:19.772	46.450	92.8	13:48.292
5	1	5:50.498	3:44.268	1:18.602	47.628	71.9	18:21.185	5	1	2:58.525	53.681	1:17.955	46.889	141.2	16:46.817
6	1	<b>3:00.277</b>	54.651	<b>1:18.102</b>	47.524	139.9	21:21.462	6	1	2:58.320	53.622	1:18.051	46.647	141.4	19:45.137
7	1	4:47.484	54.880	2:16.911	1:35.693	87.7	26:08.946	7	1	3:09.923	<b>53.212</b>	1:19.755	56.956	132.8	22:55.060
8	1	5:53.947 <b>B</b>	1:42.533	1:25.307	2:46.107	71.2	32:02.893	8	1	5:01.773	1:37.961	1:59.308	1:24.504	83.6	27:56.833
<b>98</b>	<b>Philippe Huart</b> 1. Philippe HUART Ford Fiesta Ford							<b>914</b>	<b>IL Motorsport</b> 1. András KIRÁLY Mazda MX-5 Mazda						
1	1	3:19.830	1:04.746	1:25.957	49.127	124.0	3:19.830	1	1	3:50.395	1:38.572	1:24.810	47.013	107.5	3:50.395
2	1	3:02.949	55.124	1:20.409	<b>47.416</b>	137.8	6:22.779	2	1	2:59.299	53.454	1:18.824	47.021	140.6	6:49.694
3	1	3:02.573	54.271	1:20.420	47.882	138.1	9:25.352	3	1	2:56.613	52.986	1:17.609	46.018	142.8	9:46.307
4	1	3:02.477	54.262	<b>1:19.941</b>	48.274	138.2	12:27.829	4	1	2:56.010	52.563	1:17.277	46.170	143.3	12:42.317
5	1	3:14.456 <b>B</b>	54.159	1:21.066	59.231	129.7	15:42.285	5	1	<b>2:54.136</b>	<b>51.702</b>	<b>1:16.913</b>	<b>45.521</b>	144.8	15:36.453
6	1	5:25.601	3:13.341	1:23.668	48.592	77.4	21:07.886	6	1	3:07.309 <b>B</b>	52.716	1:19.027	55.566	134.6	18:43.762
7	1	3:55.926	54.640	1:42.348	1:18.938	106.9	25:03.812	7	1	5:04.072	2:16.696	1:21.234	1:26.142	82.9	23:47.834
8	1	4:11.057	1:35.855	1:47.501	47.701	100.4	29:14.869	8	1	4:42.130	1:44.519	2:09.467	48.144	89.4	28:29.964
9	1	<b>3:02.163</b>	<b>54.047</b>	1:20.410	47.706	138.4	32:17.032	9	1	2:58.724	52.946	1:17.855	47.923	141.1	31:28.688
<b>930</b>	<b>Gripwiner</b> 1. John HOOGLAND Mazda MX-5 Mazda														
1	1	3:24.982	1:13.765	1:23.930	47.287	120.9	3:24.982								
2	1	3:00.282	54.113	1:19.282	46.887	139.9	6:25.264								
3	1	<b>2:58.850</b>	<b>54.026</b>	<b>1:18.463</b>	<b>46.361</b>	141.0	9:24.114								
4	1	3:08.073 <b>B</b>	54.483	1:18.520	55.070	134.1	12:32.187								