

FORD FIESTA SPRINT CUP NL+BE-MAZDA


SPA RACING FESTIVAL

Qualifying

Sector Analysis

— Invalidated Lap ■ Personal Best ■ Session Best B Crossing the pit lane

Lap D	Time	Sector 1	Sector 2	Sector 3	Kph	Elapsed	Lap D	Time	Sector 1	Sector 2	Sector 3	Kph	Elapsed		
1 Vakgarage pb Technova College Ra 1.Laurens DE WIT Ford Fiesta Ford															
1	1	3:46.534	1:21.401	1:34.276	50.857	109.4	3:46.534	1	1	4:12.071	1:44.213	1:35.649	52.209	98.3	4:12.071
2	1	3:02.665	54.420	1:20.228	48.017	138.0	6:49.199	2	1	3:07.634	55.029	1:23.991	48.614	134.4	7:19.705
3	1	3:01.067	54.423	1:18.383	48.261	139.3	9:50.266	3	1	<u>3:03.391</u>	55.191	1:19.787	48.413	137.5	10:23.096
4	1	3:00.501	54.289	1:18.017	48.195	139.7	12:50.767	4	1	3:02.581	54.664	1:19.690	48.227	138.1	13:25.677
5	1	<u>3:04.265</u>	55.491	1:18.688	50.086	136.8	15:55.032	5	1	<u>3:02.526</u>	54.495	1:19.716	48.315	138.1	16:28.203
6	1	3:01.954	54.585	1:18.734	48.635	138.6	18:56.986	6	1	3:02.623	54.491	1:19.913	48.219	138.1	19:30.826
7	1	3:00.306	54.531	1:17.882	47.893	139.8	21:57.292	7	1	3:06.139	54.681	1:22.073	49.385	135.5	22:36.965
3 Garage Feyaerts 1.Kenny HERREMANS Ford Fiesta Ford															
1	1	3:45.939	1:20.140	1:34.761	51.038	109.7	3:45.939	1	1	4:23.982	1:53.885	1:35.552	54.545	93.9	4:23.982
2	1	<u>3:03.655</u>	54.936	1:20.688	48.031	137.3	6:49.594	2	1	3:14.305	59.883	1:24.561	49.861	129.8	7:38.287
3	1	3:01.107	54.171	1:18.963	47.973	139.2	9:50.701	3	1	3:11.270	56.402	1:24.298	50.570	131.8	10:49.557
4	1	3:00.386	54.094	1:18.403	47.889	139.8	12:51.087	4	1	3:09.286	57.132	1:22.254	49.900	133.2	13:58.843
5	1	3:03.362	54.104	1:18.492	50.766	137.5	15:54.449	5	1	<u>3:10.020</u>	56.726	1:23.319	49.975	132.7	17:08.863
6	1	3:01.428	54.793	1:18.850	47.785	139.0	18:55.877	6	1	3:08.058	57.048	1:20.836	50.174	134.1	20:16.921
7	1	3:01.814	54.519	1:18.671	48.624	138.7	21:57.691								
4 Garage Feyaerts 1.Tom FEYAERTS Ford Fiesta Ford															
1	1	4:38.445	2:03.199	1:38.114	57.132	89.0	4:38.445	1	1	3:22.127	1:10.629	1:23.459	48.039	122.6	3:22.127
2	1	3:23.099	59.668	1:29.135	54.296	124.1	8:01.544	2	1	2:56.482	53.355	1:17.408	45.719	142.9	6:18.609
3	1	3:12.695	56.901	1:26.738	49.056	130.9	11:14.239	3	1	2:58.832	53.175	1:19.601	46.056	141.0	9:17.441
4	1	<u>3:06.904</u>	55.589	1:22.143	49.172	134.9	14:21.143	4	1	2:53.390	51.894	1:15.924	45.572	145.4	12:10.831
5	1	<u>3:05.779</u>	55.409	1:21.714	48.656	135.7	17:26.922	5	1	<u>2:52.233</u>	52.031	1:15.100	45.102	146.4	15:03.064
6	1	3:08.266	56.140	1:23.306	48.820	133.9	20:35.188	6	1	2:53.398	51.784	1:15.705	45.909	145.4	17:56.462
								7	1	2:54.469	52.364	1:15.975	46.130	144.5	20:50.931
6 Dekker Racing 1.Marcel DEKKER Mazda MX-5 Mazda															
1	1	3:09.571	1:00.214	1:21.855	47.502	130.7	3:09.571	1	1	4:21.844	1:50.321	1:36.675	54.848	94.6	4:21.844
2	1	2:54.380	52.600	1:16.681	45.099	144.6	6:03.951	2	1	3:14.611	59.725	1:25.409	49.477	129.6	7:36.455
3	1	2:52.875	52.017	1:15.524	45.334	145.9	8:56.826	3	1	3:14.057	57.358	1:24.776	51.923	129.9	10:50.512
4	1	2:51.692	51.935	1:14.831	44.926	146.9	11:48.518	4	1	3:09.250	56.652	1:23.083	49.515	133.2	13:59.762
5	1	<u>2:52.395</u>	52.146	1:15.072	45.177	146.3	14:40.913	5	1	3:09.597	55.835	1:24.306	49.456	133.0	17:09.359
6	1	<u>2:51.076</u>	51.280	1:15.007	44.789	147.4	17:31.989	6	1	3:07.273	57.051	1:21.112	49.110	134.6	20:16.632
7	1	3:21.690 B	51.821	1:17.012	1:12.857	125.0	20:53.679								
10 Kolenaar Mazda 1.Niels LANGEVELD Mazda MX-5 Mazda															
1	1	3:08.369	1:00.155	1:21.348	46.866	131.5	3:08.369	1	1	3:24.613	1:14.158	1:23.557	46.898	121.1	3:24.613
2	1	2:56.370	52.197	1:17.712	46.461	143.0	6:04.739	2	1	2:55.442	52.179	1:17.497	45.766	143.7	6:20.055
3	1	<u>2:51.658</u>	51.052	1:15.238	45.368	146.9	8:56.397	3	1	2:54.105	51.859	1:17.114	45.132	144.8	9:14.160
4	1	<u>2:53.175</u>	51.882	1:14.839	46.454	145.6	11:49.572	4	1	2:53.827	52.071	1:16.158	45.598	145.1	12:07.987
5	1	2:51.012	50.871	1:14.697	45.444	147.4	14:40.584	5	1	2:56.625	52.864	1:16.147	47.614	142.8	15:04.612
6	1	<u>2:52.303</u>	51.491	1:14.614	46.198	146.3	17:32.887	6	1	2:52.589	51.349	1:15.704	45.536	146.1	17:57.201
7	1	2:50.584	50.680	1:14.836	45.068	147.8	20:23.471	7	1	2:54.684	51.984	1:16.845	45.855	144.3	20:51.885
11 Team Longin 1.Junior PLANCKAERT Ford Fiesta Ford															
1	1	4:12.071	1:44.213	1:35.649	52.209	98.3	4:12.071								
2	1	3:07.634	55.029	1:23.991	48.614	134.4	7:19.705								
3	1	<u>3:03.391</u>	55.191	1:19.787	48.413	137.5	10:23.096								
4	1	3:02.581	54.664	1:19.690	48.227	138.1	13:25.677								
5	1	<u>3:02.526</u>	54.495	1:19.716	48.315	138.1	16:28.203								
6	1	3:02.623	54.491	1:19.913	48.219	138.1	19:30.826								
7	1	3:06.139	54.681	1:22.073	49.385	135.5	22:36.965								
14 Alnimax Racing 1.Alexander BORGMANS Ford Fiesta Ford															
1	1	4:23.982	1:53.885	1:35.552	54.545	93.9	4:23.982								
2	1	3:14.305	59.883	1:24.561	49.861	129.8	7:38.287								
3	1	3:11.270	56.402	1:24.298	50.570	131.8	10:49.557								
4	1	3:09.286	57.132	1:22.254	49.900	133.2	13:58.843								
5	1	<u>3:10.020</u>	56.726	1:23.319	49.975	132.7	17:08.863								
6	1	3:08.058	57.048	1:20.836	50.174	134.1	20:16.921								
16 Johan Kraan Motorsport 1.Dominique KRAAN Mazda MX-5 Mazda															
1	1	3:22.127	1:10.629	1:23.459	48.039	122.6	3:22.127								
2	1	2:56.482	53.355	1:17.408	45.719	142.9	6:18.609								
3	1	2:58.832	53.175	1:19.601	46.056	141.0	9:17.441								
4	1	2:53.390	51.894	1:15.924	45.572	145.4	12:10.831								
5	1	<u>2:52.233</u>	52.031	1:15.100	45.102	146.4	15:03.064								
6	1	2:53.398	51.784	1:15.705	45.909	145.4	17:56.462								
7	1	2:54.469	52.364	1:15.975	46.130	144.5	20:50.931								
19 Alnimax Racing 1.Maxim DE WITTE Ford Fiesta Ford															
1	1	4:21.844	1:50.321	1:36.675	54.848	94.6	4:21.844								
2	1	3:14.611	59.725	1:25.409	49.477	129.6	7:36.455								
3	1	3:14.057	57.358	1:24.776	51.923	129.9	10:50.512								
4	1	3:09.250	56.652	1:23.083	49.515	133.2	13:59.762								
5	1	3:09.597	55.835	1:24.306	49.456	133.0	17:09.359								
6	1	3:07.273	57.051	1:21.112	49.110	134.6	20:16.632								
21 RS-team 1.Simon SIKHART Mazda MX-5 Mazda															
1	1	3:24.613	1:14.158	1:23.557	46.898	121.1	3:24.613								
2	1	2:55.442	52.179	1:17.497	45.766	143.7	6:20.055								
3	1	2:54.105	51.859	1:17.114	45.132	144.8	9:14.160								
4	1	2:53.827	52.071	1:16.158	45.598	145.1	12:07.987								
5	1	2:56.625	52.864	1:16.147	47.614	142.8	15:04.612								
6	1	2:52.589	51.349	1:15.704	45.536	146.1	17:57.201								
7	1	2:54.684	51.984	1:16.845	45.855	144.3	20:51.885								



FORD FIESTA SPRINT CUP NL+BE-MAZDA


SPA RACING FESTIVAL

Qualifying

Sector Analysis

— Invalidated Lap ■ Personal Best ■ Session Best B Crossing the pit lane

Lap D	Time	Sector 1	Sector 2	Sector 3	Kph	Elapsed	Lap D	Time	Sector 1	Sector 2	Sector 3	Kph	Elapsed	
22	EJ Automotive 1. Milan DE LAET Ford Fiesta Ford						4 1	3:06.689	55.446	1:22.378	48.865	135.1	16:12.549	
	1 1	3:47.416	1:22.582	1:33.826	51.008	108.9	5 1	3:07.420	55.627	1:23.019	48.774	134.5	19:19.969	
	2 1	3:02.772	54.665	1:19.763	48.344	138.0	6 1	3:05.997	55.004	1:22.095	48.898	135.6	22:25.966	
23	Polyparts Rent - Champion Lubes 1. Filip WOJNOWICZ Mazda MX-5 Mazda						1 1	3:22.880	1:11.107	1:24.257	47.516	122.1	3:22.880	
	2 1	2:56.268	52.510	1:17.122	46.636	143.0	2 1	3:01.497	54.743	1:19.124	47.630	138.9	6:50.379	
	3 1	2:54.525	52.372	1:16.067	46.086	144.5	3 1	3:01.020	53.898	1:19.645	47.477	139.3	9:51.399	
	4 1	2:55.183	52.722	1:16.384	46.077	143.9	4 1	2:59.875	53.598	1:18.742	47.535	140.2	12:51.274	
	5 1	2:53.434	51.787	1:15.851	45.796	145.4	5 1	3:04.095	54.076	1:18.722	51.297	137.0	15:55.369	
	6 1	2:54.534	52.465	1:16.252	45.817	144.5	6 1	3:00.144	53.641	1:18.690	47.813	140.0	18:55.513	
	7 1	2:53.379	51.812	1:15.974	45.593	145.4	7 1	3:04.742	54.304	1:22.734	47.704	136.5	22:00.255	
	28	Bart Loenders 1. Jurgen VAN DEN BROECK Ford Fiesta Ford						1 1	4:15.916	1:45.050	1:35.604	55.262	96.8	4:15.916
2 1		3:11.994	56.982	1:24.846	50.166	131.3	2 1	3:18.294	58.514	1:28.555	51.225	127.2	7:35.767	
3 1		3:11.919	56.656	1:25.379	49.884	131.4	3 1	3:15.512	56.863	1:25.778	52.871	129.0	10:51.279	
4 1		3:09.182	56.256	1:22.805	50.121	133.3	4 1	3:12.043	56.673	1:25.659	49.711	131.3	14:03.322	
5 1		3:07.297	55.938	1:21.905	49.454	134.6	5 1	3:09.399	55.491	1:23.102	50.806	133.1	17:12.721	
6 1		3:05.627	55.465	1:20.841	49.321	135.8								
29	Vanspringel Motorsport 1. Nathan VANSRINGEL Ford Fiesta Ford						1 1	3:56.501	1:27.916	1:38.359	50.226	104.8	3:56.501	
	2 1	3:01.947	54.117	1:19.813	48.017	138.6	2 1	3:07.567	55.563	1:23.261	48.743	134.4	7:20.537	
	3 1	3:02.662	54.457	1:20.418	47.787	138.0	3 1	3:04.715	55.171	1:20.482	49.062	136.5	10:25.252	
	4 1	3:02.379	54.940	1:19.116	48.323	138.3	4 1	3:05.910	55.849	1:20.775	49.286	135.6	13:31.162	
	5 1	3:01.536	54.559	1:18.496	48.481	138.9	5 1	3:05.453	55.453	1:20.740	49.260	136.0	16:36.615	
	6 1	3:01.648	54.573	1:18.606	48.469	138.8	6 1	3:14.315 B	55.096	1:20.668	58.551	129.8	19:50.930	
	7 1	3:01.656	54.442	1:18.502	48.712	138.8								
30	Vanspringel Motorsport 1. Geoffrey VANSRINGEL Ford Fiesta Ford						1 1	4:10.707	1:41.782	1:36.945	51.980	98.8	4:10.707	
	2 1	3:58.003	54.975	2:09.886	53.142	105.9	2 1	2:56.432	53.295	1:16.869	46.268	142.9	9:37.640	
	3 1	3:03.425	54.479	1:20.561	48.385	137.5	3 1	2:55.275	52.836	1:16.462	45.977	143.9	12:32.915	
	4 1	3:02.508	54.872	1:19.449	48.187	138.2	4 1	2:54.918	52.915	1:16.003	46.000	144.1	15:27.833	
	5 1	3:02.322	54.527	1:19.453	48.342	138.3	5 1	3:03.127 B	52.631	1:16.150	54.346	137.7	18:30.960	
	6 1	3:02.191	54.678	1:19.321	48.192	138.4	6 1	3:29.512	1:27.159	1:16.349	46.004	120.3	22:00.472	
	7 1						7 1							
32	DMG Racing 1. Daniëlle GEEL Ford Fiesta Ford						1 1	5:02.753 B	1:29.500	2:32.908	1:00.345	81.8	5:02.753	
	2 1	4:50.901	2:32.663	1:27.952	50.286	86.7	2 1	3:08.207	52.051	1:17.057	59.099	134.0	6:24.257	
	3 1	3:12.206	58.158	1:25.272	48.776	131.2	3 1	2:52.572	51.789	1:15.556	45.227	146.1	9:16.829	
							4 1	3:07.180	51.527	1:28.865	46.788	134.7	12:24.009	
33	EJ Automotive 1. Nikodem WIERZICKI Ford Fiesta Ford						1 1	3:48.882	1:25.981	1:31.656	51.245	108.2	3:48.882	
	2 1	3:01.497	54.743	1:19.124	47.630	138.9	2 1	3:04.095	54.076	1:18.722	51.297	137.0	15:55.369	
	3 1	3:01.020	53.898	1:19.645	47.477	139.3	3 1	3:00.144	53.641	1:18.690	47.813	140.0	18:55.513	
	4 1	2:59.875	53.598	1:18.742	47.535	140.2	4 1	3:04.742	54.304	1:22.734	47.704	136.5	22:00.255	
	5 1	3:04.095	54.076	1:18.722	51.297	137.0								
	6 1	3:00.144	53.641	1:18.690	47.813	140.0								
	7 1	3:04.742	54.304	1:22.734	47.704	136.5								
49	Bas Koeten Racing 1. Lisette GRINWIS Ford Fiesta Ford						1 1	4:17.473	1:26.621	1:51.235	59.617	96.2	4:17.473	
	2 1	3:18.294	58.514	1:28.555	51.225	127.2	2 1	3:18.294	58.514	1:28.555	51.225	127.2	7:35.767	
	3 1	3:15.512	56.863	1:25.778	52.871	129.0	3 1	3:15.512	56.863	1:25.778	52.871	129.0	10:51.279	
	4 1	3:12.043	56.673	1:25.659	49.711	131.3	4 1	3:12.043	56.673	1:25.659	49.711	131.3	14:03.322	
	5 1	3:09.399	55.491	1:23.102	50.806	133.1	5 1	3:09.399	55.491	1:23.102	50.806	133.1	17:12.721	
65	NXRacing KNAF 1. Esmee KOSTERMAN Ford Fiesta Ford						1 1	4:12.970	1:32.419	1:39.921	1:00.630	97.9	4:12.970	
	2 1	3:07.567	55.563	1:23.261	48.743	134.4	2 1	3:07.567	55.563	1:23.261	48.743	134.4	7:20.537	
	3 1	3:04.715	55.171	1:20.482	49.062	136.5	3 1	3:04.715	55.171	1:20.482	49.062	136.5	10:25.252	
	4 1	3:05.910	55.849	1:20.775	49.286	135.6	4 1	3:05.910	55.849	1:20.775	49.286	135.6	13:31.162	
	5 1	3:05.453	55.453	1:20.740	49.260	136.0	5 1	3:05.453	55.453	1:20.740	49.260	136.0	16:36.615	
	6 1	3:14.315 B	55.096	1:20.668	58.551	129.8	6 1	3:14.315 B	55.096	1:20.668	58.551	129.8	19:50.930	
72	Johan Kraan Motorsport 1. Sam VAN NOREL Mazda MX-5 Mazda						1 1	3:44.021	1:11.937	1:43.979	48.105	110.6	3:44.021	
	2 1	2:57.187	53.258	1:17.762	46.167	142.3	2 1	2:57.187	53.258	1:17.762	46.167	142.3	6:41.208	
	3 1	2:56.432	53.295	1:16.869	46.268	142.9	3 1	2:56.432	53.295	1:16.869	46.268	142.9	9:37.640	
	4 1	2:55.275	52.836	1:16.462	45.977	143.9	4 1	2:55.275	52.836	1:16.462	45.977	143.9	12:32.915	
	5 1	2:54.918	52.915	1:16.003	46.000	144.1	5 1	2:54.918	52.915	1:16.003	46.000	144.1	15:27.833	
	6 1	3:03.127 B	52.631	1:16.150	54.346	137.7	6 1	3:03.127 B	52.631	1:16.150	54.346	137.7	18:30.960	
	7 1	3:29.512	1:27.159	1:16.349	46.004	120.3	7 1	3:29.512	1:27.159	1:16.349	46.004	120.3	22:00.472	
73	Blueberry Racing 1. Daan PIJL Mazda MX-5 Mazda						1 1	3:16.050	1:05.003	1:21.173	49.874	126.4	3:16.050	
	2 1	3:08.207	52.051	1:17.057	59.099	134.0	2 1	3:08.207	52.051	1:17.057	59.099	134.0	6:24.257	
	3 1	2:52.572	51.789	1:15.556	45.227	146.1	3 1	2:52.572	51.789	1:15.556	45.227	146.1	9:16.829	
	4 1	3:07.180	51.527	1:28.865	46.788	134.7	4 1	3:07.180	51.527	1:28.865	46.788	134.7	12:24.009	
	5 1	2:52.733	52.210	1:14.864	45.659	146.0	5 1	2:52.733	52.210	1:14.864	45.659	146.0	15:16.742	
	6 1	2:52.641	52.052	1:14.915	45.674	146.0	6 1	2:52.641	52.052	1:14.915	45.674	146.0	18:09.383	
	7 1	2:52.221	52.054	1:14.568	45.599	146.4	7 1	2:52.221	52.054	1:14.568	45.599	146.4	21:01.604	



FORD FIESTA SPRINT CUP NL+BE-MAZDA


SPA RACING FESTIVAL

Qualifying

Sector Analysis

— Invalidated Lap ■ Personal Best ■ Session Best B Crossing the pit lane

Lap D	Time	Sector 1	Sector 2	Sector 3	Kph	Elapsed	Lap D	Time	Sector 1	Sector 2	Sector 3	Kph	Elapsed
74 Blueberry Racing 1. Ronald VAN LOON Mazda MX-5 Mazda													
1	1	4:53.295	2:16.991	1:38.071	58.233	84.5	4:53.295						
2	1	3:05.749	55.404	1:21.747	48.598	135.7	7:59.044						
3	1	3:03.748	55.143	1:21.183	47.422	137.2	11:02.792						
4	1	3:04.623	54.396	1:21.873	48.354	136.6	14:07.415						
5	1	3:02.373	54.827	1:20.389	47.157	138.3	17:09.788						
6	1	3:02.780	55.734	1:19.436	47.610	137.9	20:12.568						
76 Blueberry Racing 1. Dick VAN ELK Mazda MX-5 Mazda													
1	1	3:39.894	1:09.216	1:34.186	56.492	112.7	3:39.894						
2	1	3:14.042	57.889	1:21.662	54.491	129.9	6:53.936						
3	1	3:04.780	54.617	1:21.646	48.517	136.5	9:58.716						
4	1	3:00.831	53.271	1:20.267	47.293	139.4	12:59.547						
5	1	2:59.747	53.976	1:19.156	46.615	140.3	15:59.294						
6	1	2:58.365	53.654	1:17.893	46.818	141.4	18:57.659						
7	1	3:05.628	57.651	1:19.906	48.071	135.8	22:03.287						
77 ALU-MET MOTORSPORT 1. Aleksander OLEJNICZAK Ford Fiesta Ford													
1	1	3:47.916	1:21.979	1:34.939	50.998	108.7	3:47.916						
2	1	3:03.059	54.848	1:19.742	48.469	137.7	6:50.975						
3	1	3:01.793	53.805	1:20.459	47.529	138.7	9:52.768						
4	1	3:00.298	53.846	1:18.859	47.593	139.8	12:53.066						
5	1	3:00.499	53.626	1:19.008	47.865	139.7	15:53.565						
6	1	3:04.040	54.235	1:21.775	48.030	137.0	18:57.605						
7	1	3:00.695	54.127	1:19.056	47.512	139.5	21:58.300						
79 Blueberry Racing 1. Ronald VAN LOON Mazda MX-5 Mazda													
1	1	4:53.295	2:16.991	1:38.071	58.233	84.5	4:53.295						
2	1	3:05.749	55.404	1:21.747	48.598	135.7	7:59.044						
3	1	3:03.748	55.143	1:21.183	47.422	137.2	11:02.792						
4	1	3:04.623	54.396	1:21.873	48.354	136.6	14:07.415						
5	1	3:02.373	54.827	1:20.389	47.157	138.3	17:09.788						
6	1	3:02.780	55.734	1:19.436	47.610	137.9	20:12.568						
90 Polle Geusens 1. Polle GEUSENS Ford Fiesta Ford													
1	1	4:24.327	1:55.504	1:36.444	52.379	93.7	4:24.327						
2	1	3:08.747	56.294	1:24.265	48.188	133.6	7:33.074						
3	1	3:02.766	53.556	1:21.830	47.380	138.0	10:35.840						
4	1	2:59.627	53.523	1:19.048	47.056	140.4	13:35.467						
5	1	2:59.745	53.387	1:19.035	47.323	140.3	16:35.212						
6	1	2:59.334	53.541	1:18.822	46.971	140.6	19:34.546						
7	1	3:02.061	53.244	1:20.002	48.815	138.5	22:36.607						
95 AZERTI 1. Wim COEKELBERGS Ford Fiesta Ford													
1	1	4:28.429	1:56.335	1:38.076	54.018	92.3	4:28.429						
2	1	3:20.105	1:00.598	1:29.205	50.302	126.0	7:48.534						
3	1	3:10.645	56.942	1:24.523	49.180	132.3	10:59.179						
4	1	3:10.246	55.268	1:24.615	50.363	132.5	14:09.425						
5	1	3:09.537	55.681	1:25.175	48.681	133.0	17:18.962						
6	1	3:07.288	56.456	1:22.388	48.444	134.6	20:26.250						
97 Eddy De Backer 1. Tomas DE BACKER Ford Fiesta Ford													
1	1	3:54.618	1:27.164	1:37.631	49.823	105.6	3:54.618						
2	1	3:00.959	54.424	1:18.798	47.737	139.3	6:55.577						
3	1	2:59.913	53.955	1:18.206	47.752	140.1	9:55.490						
4	1	2:59.305	53.965	1:17.827	47.513	140.6	12:54.795						
5	1	2:59.999	54.009	1:17.756	48.234	140.1	15:54.794						
6	1	3:04.416	57.298	1:19.517	47.601	136.7	18:59.210						
7	1	2:59.873	53.920	1:18.473	47.480	140.2	21:59.083						
98 Philippe Huart 1. Philippe HUART Ford Fiesta Ford													
1	1	3:56.044	1:29.436	1:36.275	50.333	105.0	3:56.044						
2	1	3:02.949	54.430	1:20.968	47.551	137.8	6:58.993						
3	1	3:01.221	53.912	1:19.702	47.607	139.1	10:00.214						
4	1	3:12.521	59.644	1:22.703	50.174	131.0	13:12.735						
5	1	3:03.081	54.315	1:20.616	48.150	137.7	16:15.816						
6	1	3:02.179	53.995	1:20.166	48.018	138.4	19:17.995						
7	1	3:02.762	54.314	1:20.342	48.106	138.0	22:20.757						
84 NXT Racing 1. Gianni VAN DE CRAATS Ford Fiesta Ford													
1	1	3:58.018	1:25.566	1:41.158	51.294	104.1	3:58.018						
2	1	3:08.512	56.278	1:23.143	49.091	133.8	7:06.530						
3	1	3:08.646	55.519	1:22.027	51.100	133.7	10:15.176						
4	1	3:04.139	54.882	1:20.309	48.948	136.9	13:19.315						
5	1	3:05.390	55.327	1:19.615	50.448	136.0	16:24.705						
6	1	3:05.010	54.925	1:20.310	49.775	136.3	19:29.715						
7	1	3:04.619	55.474	1:20.237	48.908	136.6	22:34.334						
914 IL Motorsport 1. András KIRÁLY Mazda MX-5 Mazda													
1	1	4:50.455	2:15.365	1:35.012	1:00.078	85.3	4:50.455						
2	1	3:14.252	55.217	1:22.050	56.985	129.8	8:04.707						
3	1	2:54.464	52.774	1:15.785	45.905	144.5	10:59.171						
4	1	2:57.997	51.986	1:18.031	47.980	141.7	13:57.168						
5	1	2:55.572	52.011	1:15.852	47.709	143.6	16:52.740						
6	1	2:53.524	52.300	1:15.438	45.786	145.3	19:46.264						
7	1	2:52.930	52.268	1:15.045	45.617	145.8	22:39.194						



FORD FIESTA SPRINT CUP NL+BE-MAZDA

SPA RACING FESTIVAL

Qualifying

Sector Analysis

— Invalidated Lap ■ Personal Best ■ Session Best **B** Crossing the pit lane

Lap	D	Time	Sector 1	Sector 2	Sector 3	Kph	Elapsed	Lap	D	Time	Sector 1	Sector 2	Sector 3	Kph	Elapsed
930	Gripwiner							Mazda MX-5							
	1. John HOOGLAND							Mazda							
	1	1	5:04.898	2:44.729	1:26.590	53.579	81.3	5:04.898							
	2	1	3:02.403	54.911	1:19.694	47.798	138.2	8:07.301							
	3	1	2:57.566	53.184	1:18.167	46.215	142.0	11:04.867							
	4	1	2:59.991	53.022	1:20.241	46.728	140.1	14:04.858							
	5	1	2:59.608	53.536	1:19.502	46.570	140.4	17:04.466							
6	1	2:57.832	53.345	1:18.366	46.121	141.8	20:02.298								
933	MV Motorsport							Mazda MX-5							
	1. Olivier NAAKTGEBOREN							Mazda							
	1	1	3:18.026	1:07.112	1:23.744	47.170	125.1	3:18.026							
	2	1	3:00.575	53.165	1:17.506	49.904	139.6	6:18.601							
	3	1	3:21.200	59.030	1:17.975	1:04.195	125.3	9:39.801							
	4	1	2:55.911	52.648	1:17.271	45.992	143.3	12:35.712							
	5	1	2:55.448	52.502	1:17.294	45.652	143.7	15:31.160							
6	1	2:55.405	52.343	1:16.873	46.189	143.7	18:26.565								
7	1	2:56.092	52.718	1:17.006	46.368	143.2	21:22.657								
977	Ferry Monster Autosport							Mazda MX-5							
	1. Martin HUISMAN							Mazda							
	1	1	3:08.965	58.558	1:22.592	47.815	131.1	3:08.965							
	2	1	2:56.454	53.562	1:17.434	45.458	142.9	6:05.419							
	3	1	2:53.369	51.924	1:16.160	45.285	145.4	8:58.788							
4	1	2:53.239	51.902	1:16.011	45.326	145.5	11:52.027								
5	1	3:09.153 B	52.596	1:19.258	57.299	133.3	15:01.180								