

# FORD FIESTA SPRINT CUP NL+BE-MAZDA


## SPA RACING FESTIVAL

### Race 1

### Sector Analysis

— Invalidated Lap   ■ Personal Best   ■ Session Best   B Crossing the pit lane

Lap D	Time	Sector 1	Sector 2	Sector 3	Kph	Elapsed	Lap D	Time	Sector 1	Sector 2	Sector 3	Kph	Elapsed			
<b>1</b>	<b>Vakgarage pb Technova College Ra</b> 1.Laurens DE WIT						Ford Fiesta Ford	1	3:01.161	57.326	1:18.155	45.680	136.8	3:01.161		
	2	3:03.410	54.329	1:21.125	47.956	137.5	6:55.590									
	3	3:02.590	54.601	1:19.692	48.297	138.1	9:58.180									
	4	3:00.890	53.921	1:18.757	48.212	139.4	12:59.070									
	5	3:00.926	54.372	1:18.911	<b>47.643</b>	139.4	15:59.996									
	6	3:40.214	<b>53.902</b>	1:20.570	1:25.742	114.5	19:40.210									
	7	5:19.781	1:38.836	2:12.924	1:28.021	78.8	24:59.991									
	8	4:07.039	1:40.430	1:38.637	47.972	102.1	29:07.030									
	9	<b>3:00.880</b>	54.366	<b>1:18.743</b>	47.771	139.4	32:07.910									
	<b>3</b>	<b>Garage Feyaerts</b> 1.Kenny HERREMANS						Ford Fiesta Ford	1	4:00.190	1:47.766	1:23.885	48.539	103.1	4:00.190	
2		3:04.160	55.133	1:20.917	<b>48.110</b>	136.9	7:04.350									
3		3:04.596	54.732	1:21.398	48.466	136.6	10:08.946									
4		<b>3:03.885</b>	<b>54.676</b>	1:20.610	48.599	137.1	13:12.831									
5		3:04.437	55.239	<b>1:20.368</b>	48.830	136.7	16:17.268									
6		3:27.914	55.247	1:22.725	1:09.942	121.3	19:45.182									
7		5:19.841	1:37.551	2:13.436	1:28.854	78.8	25:05.023									
8		4:06.811	1:38.203	1:40.278	48.330	102.2	29:11.834									
9		3:05.184	55.656	1:21.345	48.183	136.2	32:17.018									
<b>4</b>		<b>Garage Feyaerts</b> 1.Tom FEYAERTS						Ford Fiesta Ford	1	4:04.844	1:51.436	1:24.039	49.369	101.2	4:04.844	
	2	3:06.510	56.360	1:21.234	48.916	135.2	7:11.354									
	3	<b>3:05.202</b>	<b>55.320</b>	1:20.464	49.418	136.1	10:16.556									
	4	3:05.372	56.490	<b>1:20.199</b>	<b>48.683</b>	136.0	13:21.928									
	5	3:06.083	56.297	1:20.448	49.338	135.5	16:28.011									
	6	3:24.814	55.984	1:26.299	1:02.531	123.1	19:52.825									
	7	5:18.002	1:36.279	2:15.563	1:26.160	79.3	25:10.827									
	8	4:08.718	1:38.785	1:40.339	49.594	101.4	29:19.545									
	9	3:06.994	55.949	1:21.928	49.117	134.8	32:26.539									
	<b>14</b>	<b>Alnimax Racing</b> 1.Alexander BORGMANS						Ford Fiesta Ford	1	3:01.804	56.846	1:19.313	45.645	136.3	3:01.804	
2		2:57.065	53.208	1:17.911	45.946	142.4	5:58.869									
3		2:58.331	55.332	1:17.130	45.869	141.4	8:57.200									
4		<b>2:54.449</b>	52.470	<b>1:16.482</b>	45.497	144.5	11:51.649									
5		2:54.850	52.766	1:16.811	<b>45.273</b>	144.2	14:46.499									
6		2:54.877	<b>51.939</b>	1:17.438	45.500	144.2	17:41.376									
7		4:47.975	55.721	2:12.225	1:40.029	87.6	22:29.351									
8		5:32.485	1:45.550	2:24.378	1:22.557	75.8	28:01.836									
9		2:55.466	52.980	1:17.080	45.406	143.7	30:57.302									
<b>16</b>		<b>Johan Kraan Motorsport</b> 1.Dominique KRAAN						Mazda MX-5 Mazda	1	4:01.701	1:49.473	1:23.751	48.477	102.5	4:01.701	
	2	3:05.406	55.357	1:21.628	48.421	136.0	7:07.107									
	3	3:05.893	55.648	1:21.928	48.317	135.6	10:13.000									
	4	3:06.347	55.696	1:21.983	48.668	135.3	13:19.347									
	<b>6</b>	<b>Dekker Racing</b> 1.Marcel DEKKER						Mazda MX-5 Mazda	1	4:01.701	1:49.473	1:23.751	48.477	102.5	4:01.701	
		2	3:05.406	55.357	1:21.628	48.421	136.0	7:07.107								
		3	3:05.893	55.648	1:21.928	48.317	135.6	10:13.000								
		4	3:06.347	55.696	1:21.983	48.668	135.3	13:19.347								
		<b>10</b>	<b>Kolenaar Mazda</b> 1.Niels LANGEVELD						Mazda MX-5 Mazda	1	4:01.701	1:49.473	1:23.751	48.477	102.5	4:01.701
			2	3:05.406	55.357	1:21.628	48.421	136.0	7:07.107							
3			3:05.893	55.648	1:21.928	48.317	135.6	10:13.000								
4			3:06.347	55.696	1:21.983	48.668	135.3	13:19.347								
<b>11</b>			<b>Team Longin</b> 1.Junior PLANCKAERT						Ford Fiesta Ford	1	4:01.701	1:49.473	1:23.751	48.477	102.5	4:01.701
			2	3:05.406	55.357	1:21.628	48.421	136.0	7:07.107							
	3		3:05.893	55.648	1:21.928	48.317	135.6	10:13.000								
	4		3:06.347	55.696	1:21.983	48.668	135.3	13:19.347								
	<b>19</b>		<b>Alnimax Racing</b> 1.Maxim DE WITTE						Ford Fiesta Ford	1	4:01.701	1:49.473	1:23.751	48.477	102.5	4:01.701
			2	3:05.406	55.357	1:21.628	48.421	136.0	7:07.107							
		3	3:05.893	55.648	1:21.928	48.317	135.6	10:13.000								
		4	3:06.347	55.696	1:21.983	48.668	135.3	13:19.347								



# FORD FIESTA SPRINT CUP NL+BE-MAZDA

## SPA RACING FESTIVAL

### Race 1

### Sector Analysis

— Invalidated Lap    ■ Personal Best    ■ Session Best    ■ Crossing the pit lane

Lap	D	Time	Sector 1	Sector 2	Sector 3	Kph	Elapsed	Lap	D	Time	Sector 1	Sector 2	Sector 3	Kph	Elapsed
-----	---	------	----------	----------	----------	-----	---------	-----	---	------	----------	----------	----------	-----	---------

5	1	3:04.111	55.326	1:20.680	48.105	137.0	16:23.458
6	1	3:26.078	55.633	1:27.276	1:03.169	122.4	19:49.536
7	1	5:18.394	1:36.444	2:14.366	1:27.584	79.2	25:07.930
8	1	4:04.355	1:38.373	1:37.519	48.463	103.2	29:12.285
9	1	3:05.286	56.355	1:20.507	48.424	136.1	32:17.571

21		RS-team	Mazda MX-5				
		1.Simon SIKHART	Mazda				
1	1	3:01.525	56.815	1:19.533	45.177	136.5	3:01.525
2	1	2:55.906	53.020	1:17.753	45.133	143.3	5:57.431
3	1	2:53.861	51.308	1:17.708	44.845	145.0	8:51.292
4	1	2:56.040	51.947	1:16.971	47.122	143.2	11:47.332
5	1	2:53.830	51.777	1:17.051	45.002	145.1	14:41.162
6	1	2:53.773	51.222	1:16.740	45.811	145.1	17:34.935
7	1	4:51.798	56.879	2:14.807	1:40.112	86.4	22:26.733
8	1	5:34.612	1:45.521	2:23.748	1:25.343	75.4	28:01.345
9	1	2:54.948	51.383	1:18.316	45.249	144.1	30:56.293

22		EJ Automotive	Ford Fiesta				
		1.Milan DE LAET	Ford				
1	1	4:15.362	1:47.474	1:39.987	47.901	97.0	4:15.362
2	1	3:04.115	54.363	1:22.231	47.521	136.9	7:19.477
3	1	3:00.637	54.120	1:18.935	47.582	139.6	10:20.114
4	1	3:00.420	53.848	1:18.973	47.599	139.8	13:20.534
5	1	3:01.039	54.056	1:19.254	47.729	139.3	16:21.573
6	1	3:25.809	54.040	1:22.338	1:09.431	122.5	19:47.382
7	1	5:19.350	1:37.186	2:13.244	1:28.920	79.0	25:06.732
8	1	4:03.625	1:38.306	1:37.190	48.129	103.5	29:10.357
9	1	3:01.560	54.176	1:19.980	47.404	138.9	32:11.917

23		Polyparts Rent - Champion Lubes	Mazda MX-5				
		1.Filip WOJOWICZ	Mazda				
1	1	3:02.856	58.162	1:19.040	45.654	135.5	3:02.856
2	1	2:56.344	52.915	1:18.019	45.410	143.0	5:59.200
3	1	2:58.528	56.231	1:16.644	45.653	141.2	8:57.728
4	1	2:54.843	52.558	1:16.382	45.903	144.2	11:52.571
5	1	2:53.435	51.858	1:16.466	45.111	145.4	14:46.006
6	1	2:54.600	51.998	1:16.991	45.611	144.4	17:40.606
7	1	4:46.949	55.722	2:11.370	1:39.857	87.9	22:27.555
8	1	5:34.235	1:45.603	2:23.931	1:24.701	75.4	28:01.790
9	1	2:55.986	53.782	1:16.846	45.358	143.3	30:57.776


28		Bart Loenders	Ford Fiesta				
		1.Jurgen VAN DEN BROECK	Ford				
1	1	4:06.054	1:51.845	1:24.607	49.602	100.7	4:06.054
2	1	3:21.169	56.509	1:35.532	49.128	125.3	7:27.223
3	1	3:07.967	56.240	1:22.343	49.384	134.1	10:35.190
4	1	3:07.316	55.330	1:22.506	49.480	134.6	13:42.506
5	1	3:06.841	55.830	1:22.276	48.735	134.9	16:49.347
6	1	3:13.115	55.851	1:24.995	52.269	130.6	20:02.462
7	1	5:11.282	1:28.690	2:17.579	1:25.013	81.0	25:13.744
8	1	4:12.421	1:38.721	1:43.395	50.305	99.9	29:26.165

29		Vanspringel Motorsport	Ford Fiesta				
		1.Nathan VANSRINGEL	Ford				
1	1	3:51.362	1:43.122	1:19.738	48.502	107.1	3:51.362
2	1	3:02.857	54.461	1:20.299	48.097	137.9	6:54.219
3	1	3:01.411	54.611	1:19.110	47.690	139.0	9:55.630
4	1	3:00.864	54.490	1:18.567	47.807	139.4	12:56.494
5	1	3:01.172	54.373	1:19.329	47.470	139.2	15:57.666
6	1	3:39.662	54.061	1:20.707	1:24.894	114.8	19:37.328
7	1	5:20.719	1:40.004	2:11.061	1:29.654	78.6	24:58.047
8	1	4:07.260	1:40.754	1:38.975	47.531	102.0	29:05.307
9	1	3:01.892	54.029	1:19.974	47.889	138.6	32:07.199

30		Vanspringel Motorsport	Ford Fiesta				
		1.Geoffrey VANSRINGEL	Ford				
1	1	3:57.599	1:47.335	1:22.469	47.795	104.3	3:57.599
2	1	3:02.669	54.773	1:19.803	48.093	138.0	7:00.268
3	1	3:02.682	54.604	1:20.166	47.912	138.0	10:02.950
4	1	3:03.191	54.586	1:20.376	48.229	137.6	13:06.141
5	1	3:03.443	55.170	1:19.920	48.353	137.4	16:09.584
6	1	3:34.507	54.743	1:22.244	1:17.520	117.5	19:44.091
7	1	5:20.215	1:37.705	2:13.154	1:29.356	78.7	25:04.306
8	1	4:05.817	1:38.244	1:39.518	48.055	102.6	29:10.123
9	1	3:02.900	55.281	1:19.994	47.625	137.9	32:13.023

32		DMG Racing	Ford Fiesta				
		1.Daniëlle GEEL	Ford				
1	1	4:05.572	1:52.439	1:24.296	48.837	100.9	4:05.572
2	1	3:10.273	57.938	1:24.010	48.325	132.5	7:15.845
3	1	3:05.590	55.102	1:22.172	48.316	135.9	10:21.435
4	1	3:04.451	54.769	1:21.488	48.194	136.7	13:25.886
5	1	3:03.777	55.008	1:20.645	48.124	137.2	16:29.663
6	1	3:22.841	54.293	1:24.461	1:04.087	124.3	19:52.504
7	1	5:17.652	1:36.158	2:14.894	1:26.600	79.4	25:10.156
8	1	4:06.753	1:38.709	1:39.002	49.042	102.2	29:16.909
9	1	3:03.642	54.467	1:20.969	48.206	137.3	32:20.551

33		EJ Automotive	Ford Fiesta				
		1.Nikodem WIERZBICKI	Ford				
1	1	3:56.346	1:47.253	1:21.154	47.939	104.8	3:56.346
2	1	3:00.295	54.037	1:18.820	47.438	139.8	6:56.641
3	1	3:02.270	54.597	1:19.323	48.350	138.3	9:58.911
4	1	3:00.437	53.740	1:19.070	47.627	139.7	12:59.348
5	1	3:00.830	54.329	1:19.210	47.291	139.4	16:00.178
6	1	3:41.133	53.943	1:20.823	1:26.367	114.0	19:41.311
7	1	5:19.574	1:38.863	2:12.665	1:28.046	78.9	25:00.885
8	1	4:07.105	1:40.171	1:39.290	47.644	102.0	29:07.990
9	1	3:01.181	54.006	1:19.637	47.538	139.2	32:09.171



# FORD FIESTA SPRINT CUP NL+BE-MAZDA

## SPA RACING FESTIVAL

### Race 1

### Sector Analysis

— Invalidated Lap    ■ Personal Best    ■ Session Best    B Crossing the pit lane


Lap	D	Time	Sector 1	Sector 2	Sector 3	Kph	Elapsed	Lap	D	Time	Sector 1	Sector 2	Sector 3	Kph	Elapsed	
<b>49</b>	<b>Bas Koeten Racing</b> 1. Lisette GRINWIS							Ford Fiesta	2	1	3:02.538	54.133	1:21.085	47.320	138.1	6:12.779
								Ford	3	1	3:03.267	55.073	1:20.800	47.394	137.6	9:16.046
									4	1	3:01.329	54.179	1:20.170	46.980	139.1	12:17.375
									5	1	3:02.733	54.371	1:20.848	47.514	138.0	15:20.108
									6	1	3:03.126	54.259	1:19.875	48.992	137.7	18:23.234
									7	1	4:09.894	55.655	1:33.953	1:40.286	100.9	22:33.128
									8	1	5:31.053	1:46.206	2:24.312	1:20.535	76.2	28:04.181
									9	1	3:02.331	54.378	1:19.900	48.053	138.3	31:06.512
									1	1	4:51.895	2:05.194	1:50.953	55.748	84.9	4:51.895
									2	1	3:28.810	1:01.319	1:34.067	53.424	120.8	8:20.705
								3	1	3:27.526	1:00.856	1:32.785	53.885	121.5	11:48.231	
								4	1	3:25.972	1:01.607	1:31.697	52.668	122.4	15:14.203	
								5	1	3:29.177	1:00.302	1:30.927	57.948	120.5	18:43.380	
								6	1	3:51.633	1:03.808	1:37.930	1:09.895	108.9	22:35.013	
								7	1	5:37.964	1:46.090	2:24.871	1:27.003	74.6	28:12.977	
								8	1	3:26.605	1:00.707	1:32.570	53.328	122.0	31:39.582	
<b>65</b>	<b>NXTRacing KNAF</b> 1. Esmee KOSTERMAN							Ford Fiesta	1	1	3:08.619	59.884	1:22.069	46.666	131.3	3:08.619
								Ford	2	1	3:01.143	53.990	1:20.629	46.524	139.2	6:09.762
									3	1	3:02.171	55.055	1:20.358	46.758	138.4	9:11.933
									4	1	3:01.255	54.236	1:20.511	46.508	139.1	12:13.188
									5	1	3:01.490	54.659	1:20.054	46.777	138.9	15:14.678
									1	1	4:19.300	2:04.771	1:25.269	49.260	95.5	4:19.300
									2	1	3:08.851	57.683	1:22.580	48.588	133.5	7:28.151
									3	1	3:07.346	55.754	1:22.005	49.587	134.6	10:35.497
									4	1	3:06.541	55.161	1:21.844	49.536	135.2	13:42.038
									5	1	3:06.567	56.043	1:21.295	49.229	135.1	16:48.605
								6	1	3:08.919	56.152	1:22.294	50.473	133.5	19:57.524	
								7	1	5:14.407	1:32.182	2:15.853	1:26.372	80.2	25:11.931	
								8	1	4:06.924	1:38.857	1:36.827	51.240	102.1	29:18.855	
								9	1	3:06.018	56.003	1:21.280	48.735	135.5	32:24.873	
<b>72</b>	<b>Johan Kraan Motorsport</b> 1. Sam VAN NOREL							Mazda MX-5	1	1	4:04.593	1:47.812	1:27.300	49.481	101.3	4:04.593
								Mazda	2	1	2:55.966	52.074	1:18.445	45.447	143.3	5:58.597
									3	1	3:40.184	1:35.293	1:18.440	46.451	114.5	9:38.781
									4	1	2:56.534	52.993	1:17.584	45.957	142.8	12:35.315
									5	1	2:57.129	52.869	1:18.054	46.206	142.3	15:32.444
									6	1	2:58.930	52.819	1:18.575	47.536	140.9	18:31.374
									7	1	4:02.024	53.939	1:28.063	1:40.022	104.2	22:33.398
									8	1	5:33.183	1:46.745	2:24.370	1:22.068	75.7	28:06.581
									9	1	2:58.106	53.800	1:18.589	45.717	141.6	31:04.687
									1	1	3:02.631	56.773	1:20.113	45.745	135.7	3:02.631
								2	1	2:55.966	52.074	1:18.445	45.447	143.3	5:58.597	
								3	1	3:40.184	1:35.293	1:18.440	46.451	114.5	9:38.781	
								4	1	2:56.534	52.993	1:17.584	45.957	142.8	12:35.315	
								5	1	2:57.129	52.869	1:18.054	46.206	142.3	15:32.444	
								6	1	2:58.930	52.819	1:18.575	47.536	140.9	18:31.374	
								7	1	4:02.024	53.939	1:28.063	1:40.022	104.2	22:33.398	
								8	1	5:33.183	1:46.745	2:24.370	1:22.068	75.7	28:06.581	
								9	1	2:58.106	53.800	1:18.589	45.717	141.6	31:04.687	
<b>73</b>	<b>Blueberry Racing</b> 1. Daan PIJL							Mazda MX-5	1	1	3:58.386	1:45.717	1:23.771	48.898	103.9	3:58.386
								Mazda	2	1	2:56.654	54.049	1:16.993	45.612	142.7	5:56.962
									3	1	2:55.195	51.922	1:17.006	46.267	143.9	8:52.157
									4	1	2:54.980	51.289	1:17.110	46.581	144.1	11:47.137
									5	1	2:53.219	51.898	1:15.634	45.687	145.6	14:40.356
									6	1	2:54.284	52.416	1:16.632	45.236	144.7	17:34.640
									7	1	4:51.440	56.656	2:14.515	1:40.269	86.5	22:26.080
									8	1	5:34.892	1:45.485	2:23.325	1:26.082	75.3	28:00.972
									9	1	2:55.166	51.628	1:17.959	45.579	143.9	30:56.138
									1	1	3:00.308	56.318	1:18.570	45.420	137.4	3:00.308
								2	1	2:56.654	54.049	1:16.993	45.612	142.7	5:56.962	
								3	1	2:55.195	51.922	1:17.006	46.267	143.9	8:52.157	
								4	1	2:54.980	51.289	1:17.110	46.581	144.1	11:47.137	
								5	1	2:53.219	51.898	1:15.634	45.687	145.6	14:40.356	
								6	1	2:54.284	52.416	1:16.632	45.236	144.7	17:34.640	
								7	1	4:51.440	56.656	2:14.515	1:40.269	86.5	22:26.080	
								8	1	5:34.892	1:45.485	2:23.325	1:26.082	75.3	28:00.972	
								9	1	2:55.166	51.628	1:17.959	45.579	143.9	30:56.138	
<b>74</b>	<b>Blueberry Racing</b> 1. Ronald VAN LOON							Mazda MX-5	1	1	4:04.593	1:47.812	1:27.300	49.481	101.3	4:04.593
								Mazda	2	1	3:05.834	56.403	1:21.043	48.388	135.7	7:10.427
									3	1	3:03.093	55.537	1:19.656	47.900	137.7	10:13.520
									4	1	3:06.415	55.692	1:22.378	48.345	135.3	13:19.935
									5	1	3:04.398	56.093	1:19.948	48.357	136.7	16:24.333
									6	1	3:26.036	55.318	1:27.148	1:03.570	122.4	19:50.369
									7	1	5:18.092	1:37.064	2:14.050	1:26.978	79.3	25:08.461
									8	1	4:09.165	1:38.890	1:40.010	50.265	101.2	29:17.626
									9	1	3:03.896	54.877	1:20.649	48.370	137.1	32:21.522
									1	1	3:58.386	1:45.717	1:23.771	48.898	103.9	3:58.386
								2	1	3:05.084	55.420	1:21.192	48.472	136.2	7:03.470	
								3	1	3:04.562	55.278	1:20.774	48.510	136.6	10:08.032	
								4	1	3:05.259	55.633	1:21.168	48.458	136.1	13:13.291	
								5	1	3:04.394	54.855	1:20.932	48.607	136.7	16:17.685	
								6	1	3:28.386	54.970	1:23.559	1:09.857	121.0	19:46.071	
								7	1	5:19.979	1:37.522	2:13.103	1:29.354	78.8	25:06.050	
								8	1	4:11.265	1:37.979	1:44.756	48.530	100.3	29:17.315	
								9	1	3:03.628	55.049	1:20.403	48.176	137.3	32:20.943	



# FORD FIESTA SPRINT CUP NL+BE-MAZDA

## SPA RACING FESTIVAL

### Race 1



### Sector Analysis

— Invalidated Lap    ■ Personal Best    ■ Session Best    B Crossing the pit lane

Lap	D	Time	Sector 1	Sector 2	Sector 3	Kph	Elapsed	Lap	D	Time	Sector 1	Sector 2	Sector 3	Kph	Elapsed
<b>90</b>	<b>Polle Geusens</b> 1. Polle GEUSENS Ford Fiesta Ford							1	1	3:00.894	55.908	1:18.827	46.159	137.0	3:00.894
	2	1	2:54.329	52.894	1:16.215	45.220	144.6	5:55.223							
	3	1	2:52.877	51.695	1:15.940	45.242	145.9	8:48.100							
	4	1	2:53.157	51.852	1:16.172	45.133	145.6	11:41.257							
	5	1	<b>2:52.299</b>	<b>51.495</b>	<b>1:15.753</b>	<b>45.051</b>	146.3	14:33.556							
	6	1	2:52.926	51.694	1:16.000	45.232	145.8	17:26.482							
	7	1	4:58.249	59.579	2:17.506	1:41.164	84.5	22:24.731							
	8	1	5:35.404	1:45.642	2:22.214	1:27.548	75.2	28:00.135							
	9	1	2:55.709	51.900	1:17.932	45.877	143.5	30:55.844							
	<b>930</b>	<b>Gripwiner</b> 1. John HOOGLAND Mazda MX-5 Mazda							1	1	3:06.151	59.260	1:20.247	46.644	133.1
2		1	2:58.557	53.738	1:18.337	46.482	141.2	6:04.708							
3		1	2:58.871	54.195	1:18.200	46.476	141.0	9:03.579							
4		1	<b>2:57.658</b>	<b>53.143</b>	<b>1:18.051</b>	<b>46.464</b>	141.9	12:01.237							
5		1	3:02.970	54.271	1:21.347	47.352	137.8	15:04.207							
6		1	3:01.610	54.988	1:19.765	46.857	138.8	18:05.817							
7		1	4:25.851	58.660	1:46.941	1:40.250	94.8	22:31.668							
8		1	5:41.360	1:46.089	2:24.502	1:30.769	73.9	28:13.028							
9		1	3:02.134	55.510	1:18.950	47.674	138.4	31:15.162							
<b>933</b>		<b>MV Motorsport</b> 1. Olivier NAAKTGEBOREN Mazda MX-5 Mazda							1	1	3:02.408	55.831	1:20.805	45.772	135.8
	2	1	2:56.534	52.631	1:18.490	45.413	142.8	5:58.942							
	3	1	2:58.484	55.692	1:17.143	45.649	141.3	8:57.426							
	4	1	2:54.454	<b>52.400</b>	1:16.569	45.485	144.5	11:51.880							
	5	1	<b>2:53.302</b>	52.400	<b>1:16.349</b>	<b>44.553</b>	145.5	14:45.182							
	6	1	2:56.500	52.814	1:17.240	46.446	142.9	17:41.682							
	7	1	4:48.382	55.663	2:12.879	1:39.840	87.4	22:30.064							
	8	1	5:32.163	1:45.793	2:24.886	1:21.484	75.9	28:02.227							
	9	1	2:55.360	52.701	1:17.175	45.484	143.8	30:57.587							
	<b>977</b>	<b>Ferry Monster Autosport</b> 1. Martin HUISMAN Mazda MX-5 Mazda							1	1	3:00.818	55.691	1:18.589	46.538	137.0
2		1	2:57.637	53.372	1:18.519	45.746	141.9	5:58.455							
3		1	2:58.796	55.983	1:17.091	45.722	141.0	8:57.251							
4		1	2:55.116	53.050	1:16.908	<b>45.158</b>	144.0	11:52.367							
5		1	<b>2:53.363</b>	<b>51.721</b>	<b>1:16.241</b>	45.401	145.4	14:45.730							
6		1	2:55.367	52.268	1:17.563	45.536	143.8	17:41.097							
7		1	4:47.433	55.493	2:11.980	1:39.960	87.7	22:28.530							
8		1	5:35.011	1:46.009	2:23.779	1:25.223	75.3	28:03.541							
9		1	2:54.629	52.470	1:16.858	45.301	144.4	30:58.170							
<b>95</b>		<b>AZERTI</b> 1. Wim COEKELBERGS Ford Fiesta Ford							1	1	4:04.423	1:51.510	1:24.278	48.635	101.4
	2	1	3:05.172	55.536	1:21.842	47.794	136.2	7:09.595							
	3	1	3:03.740	<b>54.321</b>	1:21.492	47.927	137.2	10:13.335							
	4	1	3:05.520	55.408	1:22.352	<b>47.760</b>	135.9	13:18.855							
	5	1	3:03.899	55.164	1:20.861	47.874	137.1	16:22.754							
	6	1	3:25.921	54.448	1:21.625	1:09.848	122.4	19:48.675							
	7	1	5:18.873	1:36.552	2:13.583	1:28.738	79.1	25:07.548							
	8	1	4:05.267	1:38.145	1:38.829	48.293	102.8	29:12.815							
	9	1	<b>3:03.416</b>	54.579	<b>1:20.841</b>	47.996	137.5	32:16.231							
	<b>97</b>	<b>Eddy De Backer</b> 1. Tomas DE BACKER Ford Fiesta Ford							1	1	3:53.355	1:45.636	1:20.083	47.636	106.2
2		1	3:02.005	<b>53.769</b>	1:20.323	47.913	138.5	6:55.360							
3		1	3:01.335	54.273	1:19.750	<b>47.312</b>	139.0	9:56.695							
4		1	<b>3:00.063</b>	53.876	<b>1:18.803</b>	47.384	140.0	12:56.758							
5		1	3:00.703	54.240	1:18.978	47.485	139.5	15:57.461							
6		1	3:38.954	54.083	1:20.443	1:24.428	115.2	19:36.415							
7		1	5:21.110	1:40.341	2:10.776	1:29.993	78.5	24:57.525							
8		1	4:07.431	1:40.646	1:38.818	47.967	101.9	29:04.956							
9		1	3:01.939	54.154	1:19.850	47.935	138.6	32:06.895							
<b>98</b>		<b>Philippe Huart</b> 1. Philippe HUART Ford Fiesta Ford							1	1	3:51.330	1:43.295	1:20.109	47.926	107.1
	2	1	3:03.402	54.597	1:21.207	47.598	137.5	6:54.732							
	3	1	3:02.348	54.223	1:20.585	47.540	138.3	9:57.080							
	4	1	<b>3:01.064</b>	<b>53.616</b>	1:19.755	47.693	139.3	12:58.144							
	5	1	3:02.497	55.551	1:19.835	<b>47.111</b>	138.2	16:00.641							
	6	1	3:42.228	54.055	1:20.892	1:27.281	113.5	19:42.869							
	7	1	5:20.505	1:38.195	2:12.632	1:29.678	78.7	25:03.374							
	8	1	4:06.779	1:38.493	1:40.620	47.666	102.2	29:10.153							
	9	1	3:01.542	54.213	<b>1:19.738</b>	47.591	138.9	32:11.695							
	<b>914</b>	<b>IL Motorsport</b> 1. András KIRÁLY Mazda MX-5 Mazda							1	1	3:00.818	55.691	1:18.589	46.538	137.0
2		1	2:57.637	53.372	1:18.519	45.746	141.9	5:58.455							
3		1	2:58.796	55.983	1:17.091	45.722	141.0	8:57.251							
4		1	2:55.116	53.050	1:16.908	<b>45.158</b>	144.0	11:52.367							
5		1	<b>2:53.363</b>	<b>51.721</b>	<b>1:16.241</b>	45.401	145.4	14:45.730							
6		1	2:55.367	52.268	1:17.563	45.536	143.8	17:41.097							
7		1	4:47.433	55.493	2:11.980	1:39.960	87.7	22:28.530							
8		1	5:35.011	1:46.009	2:23.779	1:25.223	75.3	28:03.541							
9		1	2:54.629	52.470	1:16.858	45.301	144.4	30:58.170							