

FORD FIESTA SPRINT CUP NL+BE-MAZDA


SPA RACING FESTIVAL

Race 2

Sector Analysis

— Invalidated Lap ■ Personal Best ■ Session Best B Crossing the pit lane

Lap	D	Time	Sector 1	Sector 2	Sector 3	Kph	Elapsed	Lap	D	Time	Sector 1	Sector 2	Sector 3	Kph	Elapsed		
1	Vakgarage pb Technova College Ra 1. Laurens DE WIT							Ford Fiesta Ford	9	1	2:56.520	52.469	1:18.564	45.487	142.8	26:15.749	
	10	1	3:00.888	54.681	1:18.334	47.873	139.4	7:16.816	10	1	2:56.385	51.855	1:18.130	46.400	142.9	29:12.134	
	11	1	3:01.103	54.731	1:18.400	47.972	139.2	10:17.919	11	1	2:55.788	52.919	1:16.972	45.897	143.4	32:07.922	
	4	1	3:01.273	54.671	1:18.519	48.083	139.1	13:19.192									
	5	1	3:02.811	55.551	1:18.665	48.595	137.9	16:22.003									
	6	1	3:02.131	54.982	1:18.730	48.419	138.4	19:24.134									
	7	1	3:02.667	54.814	1:19.787	48.066	138.0	22:26.801									
	8	1	3:01.843	54.819	1:18.825	48.199	138.7	25:28.644									
	9	1	3:02.101	54.856	1:18.828	48.417	138.5	28:30.745									
	10	1	3:02.684	55.263	1:18.876	48.545	138.0	31:33.429									
	11	1	3:03.358	54.979	1:20.352	48.027	137.5	34:36.787									
	4	Garage Feyaerts 1. Tom FEYAERTS							Ford Fiesta Ford								
1		1	4:32.324	2:16.104	1:25.880	50.340	91.0	4:32.324									
2		1	3:08.731	56.168	1:23.177	49.386	133.6	7:41.055									
3		1	3:10.536	55.692	1:25.518	49.326	132.3	10:51.591									
4		1	3:07.398	56.087	1:22.402	48.909	134.5	13:58.989									
5		1	3:06.260	55.465	1:22.661	48.134	135.4	17:05.249									
6		1	3:05.333	55.719	1:21.390	48.224	136.0	20:10.582									
7		1	3:05.593	55.501	1:21.986	48.106	135.9	23:16.175									
8		1	3:07.384	56.301	1:22.543	48.540	134.6	26:23.559									
9		1	3:03.783	54.774	1:21.060	47.949	137.2	29:27.342									
10		1	3:07.092	55.724	1:22.094	49.274	134.8	32:34.434									
6		Dekker Racing 1. Marcel DEKKER							Mazda MX-5 Mazda								
	1	1	2:57.867	54.787	1:17.847	45.233	139.3	2:57.867									
	2	1	2:54.956	52.705	1:17.173	45.078	144.1	5:52.823									
	3	1	2:53.384	51.691	1:16.431	45.262	145.4	8:46.207									
	4	1	2:54.308	52.379	1:16.717	45.212	144.7	11:40.515									
	5	1	2:55.242	52.451	1:16.275	46.516	143.9	14:35.757									
	6	1	3:03.138	51.832	1:16.523	54.783	137.7	17:38.895									
	7	1	2:54.600	52.801	1:16.214	45.585	144.4	20:33.495									
	8	1	2:53.739	52.093	1:16.284	45.362	145.1	23:27.234									
	9	1	2:54.176	51.576	1:16.900	45.700	144.8	26:21.410									
	10	1	2:54.603	52.148	1:16.982	45.473	144.4	29:16.013									
	11	1	2:54.032	51.839	1:16.790	45.403	144.9	32:10.045									
10	Kolenaar Mazda 1. Niels LANGEVELD							Mazda MX-5 Mazda									
	1	1	2:58.696	55.025	1:18.210	45.461	138.6	2:58.696									
	2	1	2:54.480	52.431	1:16.776	45.273	144.5	5:53.176									
	3	1	2:53.574	51.411	1:16.684	45.479	145.3	8:46.750									
	4	1	2:54.408	51.748	1:16.475	46.185	144.6	11:41.158									
	5	1	2:53.598	51.296	1:16.177	46.125	145.2	14:34.756									
	6	1	2:56.134	53.037	1:17.210	45.887	143.2	17:30.890									
	7	1	2:53.636	52.022	1:16.078	45.536	145.2	20:24.526									
	8	1	2:54.703	51.753	1:16.842	46.108	144.3	23:19.229									
	11	Team Longin 1. Junior PLANCKAERT							Ford Fiesta Ford								
		1	1	4:20.725	2:10.050	1:21.655	49.020	95.0	4:20.725								
		2	1	4:01.359 B	55.747	1:21.253	48.748	104.5	8:22.084								
14	Alnimax Racing 1. Alexander BORGMAN							Ford Fiesta Ford									
	1	1	4:28.543	2:14.175	1:24.974	49.394	92.3	4:28.543									
	2	1	3:06.883	55.925	1:21.553	49.405	134.9	7:35.426									
	3	1	3:06.742	56.080	1:21.638	49.024	135.0	10:42.168									
	4	1	3:05.847	55.756	1:20.960	49.131	135.7	13:48.015									
	5	1	3:05.792	55.849	1:20.845	49.098	135.7	16:53.807									
	6	1	3:05.394	56.132	1:20.504	48.758	136.0	19:59.201									
	7	1	3:03.961	55.290	1:19.923	48.748	137.1	23:03.162									
	8	1	3:04.532	55.304	1:19.967	49.261	136.6	26:07.694									
	9	1	3:05.608	55.762	1:20.838	49.008	135.8	29:13.302									
	10	1	3:04.509	55.081	1:20.446	48.982	136.7	32:17.811									
	16	Johan Kraan Motorsport 1. Dominique KRAAN							Mazda MX-5 Mazda								
1		1	2:59.845	55.626	1:18.965	45.254	137.8	2:59.845									
2		1	2:54.445	51.748	1:17.430	45.267	144.5	5:54.290									
3		1	2:53.415	51.546	1:16.188	45.681	145.4	8:47.705									
4		1	2:54.317	51.511	1:17.027	45.779	144.6	11:42.022									
5		1	2:53.600	51.918	1:15.982	45.700	145.2	14:35.622									
6		1	2:55.735	51.914	1:16.833	46.988	143.5	17:31.357									
7		1	2:53.484	52.043	1:16.005	45.436	145.3	20:24.841									
8		1	2:54.779	51.535	1:17.223	46.021	144.3	23:19.620									
9		1	2:56.499	52.964	1:17.909	45.626	142.9	26:16.119									
10		1	2:56.011	51.519	1:18.703	45.789	143.3	29:12.130									
11		1	2:54.830	52.756	1:16.399	45.675	144.2	32:06.960									
19	Alnimax Racing 1. Maxim DE WITTE							Ford Fiesta Ford									
	1	1	4:30.990	2:15.401	1:25.397	50.192	91.4	4:30.990									
	2	1	3:08.007	55.912	1:22.221	49.874	134.1	7:38.997									
	3	1	3:07.737	55.361	1:23.296	49.080	134.3	10:46.734									
	4	1	3:06.890	57.001	1:20.879	49.010	134.9	13:53.624									
	5	1	3:06.443	56.660	1:20.984	48.799	135.2	17:00.067									
	6	1	3:06.673	56.624	1:21.130	48.919	135.1	20:06.740									
	7	1	3:06.049	55.885	1:20.987	49.177	135.5	23:12.789									
	8	1	3:08.857	56.027	1:23.514	49.316	133.5	26:21.646									
	9	1	3:05.583	55.641	1:20.536	49.406	135.9	29:27.229									
	10	1	3:08.374	55.970	1:22.327	50.077	133.9	32:35.603									
	21	RS-team 1. Simon SIKHART							Mazda MX-5 Mazda								



FORD FIESTA SPRINT CUP NL+BE-MAZDA


SPA RACING FESTIVAL

Race 2

Sector Analysis

— Invalidated Lap ■ Personal Best ■ Session Best B Crossing the pit lane

Lap	D	Time	Sector 1	Sector 2	Sector 3	Kph	Elapsed	Lap	D	Time	Sector 1	Sector 2	Sector 3	Kph	Elapsed
22 EJ Automotive Ford Fiesta															
1. Milan DE LAET															
1	1	4:19.928	2:10.285	1:20.988	48.655	95.3	4:19.928								
2	1	3:01.380	54.503	1:19.060	47.817	139.0	7:21.308								
3	1	3:01.543	53.957	1:19.482	48.104	138.9	10:22.851								
4	1	3:00.461	53.981	1:18.815	47.665	139.7	13:23.312								
5	1	3:00.381	54.089	1:18.739	47.553	139.8	16:23.693								
6	1	3:00.492	53.803	1:18.581	48.108	139.7	19:24.185								
7	1	3:01.729	54.558	1:19.372	47.799	138.7	22:25.914								
8	1	3:01.166	54.479	1:18.860	47.827	139.2	25:27.080								
9	1	3:00.946	54.327	1:18.890	47.729	139.3	28:28.026								
10	1	3:01.033	54.067	1:18.757	48.209	139.3	31:29.059								
11	1	3:02.658	54.076	1:20.903	47.679	138.0	34:31.717								
23 Polyparts Rent - Champion Lubes Mazda MX-5															
1. Filip WOJOWICZ															
1	1	3:00.807	57.279	1:18.273	45.255	137.0	3:00.807								
2	1	2:54.115	51.645	1:17.491	44.979	144.8	5:54.922								
3	1	2:53.810	51.835	1:16.858	45.117	145.1	8:48.732								
4	1	2:54.393	51.821	1:16.827	45.745	144.6	11:43.125								
5	1	2:53.883	51.780	1:16.451	45.652	145.0	14:37.008								
6	1	2:55.121	51.507	1:17.449	46.165	144.0	17:32.129								
7	1	2:53.820	52.170	1:16.500	45.150	145.1	20:25.949								
8	1	2:54.390	51.637	1:17.127	45.626	144.6	23:20.339								
9	1	2:57.901	52.444	1:19.602	45.855	141.7	26:18.240								
10	1	2:55.123	51.642	1:17.577	45.904	144.0	29:13.363								
11	1	2:55.138	51.768	1:17.268	46.102	144.0	32:08.501								
28 Bart Loenders Ford Fiesta															
1. Jurgen VAN DEN BROECK															
1	1	4:30.196	2:12.936	1:27.584	49.676	91.7	4:30.196								
2	1	3:09.934	56.531	1:23.438	49.965	132.8	7:40.130								
3	1	3:10.776	55.460	1:26.345	48.971	132.2	10:50.906								
4	1	3:07.224	55.778	1:22.449	48.997	134.7	13:58.130								
5	1	3:06.470	55.600	1:21.874	48.996	135.2	17:04.600								
6	1	3:05.584	55.752	1:20.997	48.835	135.9	20:10.184								
7	1	3:07.821	56.050	1:22.941	48.830	134.2	23:18.005								
8	1	3:08.391	56.572	1:22.646	49.173	133.8	26:26.396								
9	1	3:05.900	55.661	1:21.246	48.993	135.6	29:32.296								
10	1	3:06.154	55.642	1:21.311	49.201	135.4	32:38.450								
29 Vanspringel Motorsport Ford Fiesta															
1. Nathan VANSRINGEL															
1	1	4:20.144	2:09.206	1:21.742	49.196	95.2	4:20.144								
2	1	3:01.912	54.448	1:19.752	47.712	138.6	7:22.056								
3	1	3:01.110	54.366	1:18.791	47.953	139.2	10:23.166								
4	1	3:01.242	54.880	1:18.681	47.681	139.1	13:24.408								
5	1	3:01.194	54.542	1:18.644	48.008	139.2	16:25.602								
6	1	3:01.752	54.825	1:18.824	48.103	138.7	19:27.354								
7	1	3:02.390	55.053	1:19.350	47.987	138.2	22:29.744								
8	1	3:01.696	54.681	1:18.993	48.022	138.8	25:31.440								
9	1	3:02.127	54.595	1:19.397	48.135	138.4	28:33.567								
10	1	3:02.320	54.846	1:19.350	48.124	138.3	31:35.887								
11	1	3:05.989	54.769	1:22.726	48.494	135.6	34:41.876								
32 DMG Racing Ford Fiesta															
1. Danielle GEEL															
1	1	4:30.519	2:13.148	1:27.991	49.380	91.6	4:30.519								
2	1	3:07.552	55.649	1:22.647	49.256	134.4	7:38.071								
3	1	3:15.048	55.258	1:31.319	48.471	129.3	10:53.119								
4	1	3:06.149	54.890	1:22.439	48.820	135.5	13:59.268								
5	1	3:06.774	55.293	1:23.136	48.345	135.0	17:06.042								
6	1	3:05.712	55.153	1:22.084	48.475	135.8	20:11.754								
7	1	3:05.151	54.572	1:22.279	48.300	136.2	23:16.905								
8	1	3:07.598	56.069	1:22.649	48.880	134.4	26:24.503								
9	1	3:05.043	54.892	1:21.662	48.489	136.3	29:29.546								
10	1	3:05.406	55.277	1:21.369	48.760	136.0	32:34.952								
33 EJ Automotive Ford Fiesta															
1. Nikodem WIERZBICKI															
1	1	4:14.562	2:07.100	1:19.692	47.770	97.3	4:14.562								
2	1	3:00.963	54.118	1:19.094	47.751	139.3	7:15.525								
3	1	3:00.963	54.212	1:18.962	47.789	139.3	10:16.488								
4	1	3:01.075	54.235	1:19.193	47.647	139.2	13:17.563								
5	1	3:01.282	54.279	1:19.147	47.856	139.1	16:18.845								
6	1	3:01.418	54.243	1:19.345	47.830	139.0	19:20.263								
7	1	3:01.674	54.339	1:19.252	48.083	138.8	22:21.937								
8	1	3:01.523	54.053	1:19.636	47.834	138.9	25:23.460								
9	1	3:02.863	54.087	1:20.741	48.035	137.9	28:26.323								
10	1	3:02.402	54.384	1:19.728	48.290	138.2	31:28.725								
11	1	3:04.669	54.227	1:22.275	48.167	136.5	34:33.394								
49 Bas Koeten Racing Ford Fiesta															
1. Lisette GRINWIS															
1	1	4:50.614	2:20.119	1:37.464	53.031	85.3	4:50.614								
2	1	3:28.040	1:00.198	1:31.499	56.343	121.2	8:18.654								
3	1	3:26.980	1:01.383	1:30.757	54.840	121.8	11:45.634								
4	1	3:22.613	1:00.337	1:29.981	52.295	124.4	15:08.247								
5	1	3:20.314	59.563	1:28.813	51.938	125.9	18:28.561								
6	1	3:22.749	1:00.643	1:29.739	52.367	124.4	21:51.310								
7	1	3:23.833	59.670	1:28.831	55.332	123.7	25:15.143								
8	1	3:31.267	1:00.698	1:35.958	54.611	119.3	28:46.410								



FORD FIESTA SPRINT CUP NL+BE-MAZDA


SPA RACING FESTIVAL

Race 2

Sector Analysis

— Invalidated Lap ■ Personal Best ■ Session Best ■ Crossing the pit lane

Lap	D	Time	Sector 1	Sector 2	Sector 3	Kph	Elapsed	Lap	D	Time	Sector 1	Sector 2	Sector 3	Kph	Elapsed		
65	NXTRacing KNAF 1.Esmee KOSTERMAN							Ford Fiesta Ford									
	9	1	3:28.091	59.685	1:30.425	57.981	121.2	32:14.501	8	1	3:04.690	55.253	1:21.020	48.417	136.5	24:45.465	
	9	1	3:05.279	55.200	1:21.534	48.545	136.1	27:50.744	9	1	3:06.190	55.735	1:21.493	48.962	135.4	30:56.934	
	10	1	3:07.032	55.643	1:21.987	49.402	134.8	34:03.966	10	1	3:01.671	54.219	1:19.496	47.630	139.0	19:34.997	
	1	1	4:46.552	2:12.685	1:44.258	49.609	86.5	4:46.552	11	1	3:02.388	54.448	1:20.309	47.631	138.2	28:41.792	
	2	1	3:08.458	56.206	1:22.700	49.552	133.8	7:55.010	10	1	3:01.737	54.278	1:19.457	48.002	138.7	31:43.529	
	3	1	3:07.633	56.087	1:22.299	49.247	134.4	11:02.643	11	1	3:05.998	54.455	1:23.439	48.104	135.6	34:49.527	
	4	1	3:06.865	56.117	1:21.530	49.218	134.9	14:09.508	1	1	4:23.103	2:07.604	1:22.480	53.019	94.2	4:23.103	
	5	1	3:07.681	56.223	1:21.817	49.641	134.3	17:17.189	2	1	3:05.310	55.225	1:22.170	47.915	136.1	7:28.413	
	6	1	3:06.969	56.376	1:21.271	49.322	134.9	20:24.158	3	1	3:02.417	54.341	1:20.365	47.711	138.2	10:30.830	
	7	1	3:09.284	57.670	1:22.420	49.194	133.2	23:33.442	4	1	3:01.354	54.247	1:19.581	47.526	139.0	13:32.184	
8	1	3:07.112	56.162	1:21.658	49.292	134.8	26:40.554	5	1	3:01.468	54.259	1:19.722	47.487	138.9	16:33.652		
9	1	3:17.351	57.406	1:26.884	53.061	127.8	29:57.905	6	1	3:01.345	54.219	1:19.496	47.630	139.0	19:34.997		
10	1	3:19.400	1:00.421	1:26.761	52.218	126.5	33:17.305	7	1	3:02.736	53.969	1:20.985	47.782	138.0	22:37.733		
72	Johan Kraan Motorsport 1.Sam VAN NOREL							Mazda MX-5 Mazda									
	1	1	3:00.447	56.612	1:18.471	45.364	137.3	3:00.447	8	1	3:01.671	54.473	1:19.408	47.790	138.8	25:39.404	
	2	1	2:56.582	52.180	1:18.540	45.862	142.8	5:57.029	9	1	3:02.388	54.448	1:20.309	47.631	138.2	28:41.792	
	3	1	2:57.412	52.922	1:18.542	45.948	142.1	8:54.441	10	1	3:01.737	54.278	1:19.457	48.002	138.7	31:43.529	
	4	1	2:57.946	53.271	1:18.433	46.242	141.7	11:52.387	11	1	3:05.998	54.455	1:23.439	48.104	135.6	34:49.527	
	5	1	2:57.738	53.072	1:18.064	46.602	141.9	14:50.125	1	1	4:22.051	2:10.126	1:22.803	49.122	94.5	4:22.051	
	6	1	2:58.444	53.373	1:18.662	46.409	141.3	17:48.569	2	1	3:07.871	56.190	1:22.476	49.205	134.2	7:29.922	
	7	1	2:58.098	53.430	1:18.225	46.443	141.6	20:46.667	3	1	3:06.963	56.160	1:21.203	49.600	134.9	10:36.885	
	8	1	2:58.085	53.258	1:18.502	46.325	141.6	23:44.752	4	1	3:06.085	55.658	1:21.356	49.071	135.5	13:42.970	
	9	1	2:57.980	53.426	1:18.212	46.342	141.7	26:42.732	5	1	3:05.753	56.237	1:20.384	49.132	135.7	16:48.723	
	10	1	2:58.296	53.567	1:18.190	46.539	141.4	29:41.028	6	1	3:06.554	56.502	1:20.643	49.409	135.2	19:55.277	
11	1	2:57.725	53.402	1:18.168	46.155	141.9	32:38.753	7	1	3:07.799	56.527	1:20.534	50.738	134.3	23:03.076		
73	Blueberry Racing 1.Daan PIJL							Mazda MX-5 Mazda									
	1	1	2:58.557	54.966	1:17.856	45.735	138.8	2:58.557	8	1	3:06.838	55.813	1:21.656	49.369	135.0	26:09.914	
	2	1	2:54.971	52.644	1:16.993	45.334	144.1	5:53.528	9	1	3:07.444	56.162	1:21.842	49.440	134.5	29:17.358	
	3	1	2:53.539	51.718	1:16.203	45.618	145.3	8:47.067	10	1	3:05.190	55.924	1:20.102	49.164	136.2	32:22.548	
	4	1	2:54.389	51.544	1:16.873	45.972	144.6	11:41.456	1	1	4:23.934	2:11.239	1:23.641	49.054	93.9	4:23.934	
	5	1	2:55.190	51.117	1:19.064	45.009	143.9	14:36.646	2	1	3:07.193	55.623	1:22.235	49.335	134.7	7:31.127	
	6	1	2:54.937	51.061	1:17.852	46.024	144.1	17:31.583	3	1	3:05.370	55.491	1:21.390	48.489	136.0	10:36.497	
	7	1	2:53.518	51.947	1:16.197	45.374	145.3	20:25.101	4	1	3:05.768	55.854	1:20.576	49.338	135.7	13:42.265	
	8	1	2:54.497	51.285	1:17.508	45.704	144.5	23:19.598	5	1	3:06.132	56.099	1:20.926	49.107	135.5	16:48.397	
	9	1	2:57.528	52.260	1:19.766	45.502	142.0	26:17.126	6	1	3:06.218	56.387	1:20.697	49.134	135.4	19:54.615	
	10	1	2:54.655	51.063	1:18.019	45.573	144.4	29:11.781	7	1	3:06.681	56.314	1:21.014	49.353	135.1	23:01.296	
11	1	2:54.039	51.843	1:16.355	45.841	144.9	32:05.820	8	1	3:06.198	56.263	1:20.349	49.586	135.4	26:07.494		
74	Blueberry Racing 1.Ronald VAN LOON							Mazda MX-5 Mazda									
	1	1	3:11.462	1:00.228	1:22.298	48.936	129.4	3:11.462	9	1	3:06.960	56.053	1:21.675	49.232	134.9	29:14.454	
	2	1	3:04.223	54.884	1:21.369	47.970	136.9	6:15.685	10	1	3:05.504	56.376	1:20.537	48.591	135.9	32:19.958	
	3	1	3:04.652	54.992	1:21.451	48.209	136.5	9:20.337	1	1	4:18.639	2:08.125	1:22.005	48.509	95.8	4:18.639	
	4	1	3:04.921	55.615	1:21.161	48.145	136.4	12:25.258	2	1	3:01.960	54.280	1:20.271	47.409	138.6	7:20.599	
	5	1	3:05.893	56.438	1:21.467	47.988	135.6	15:31.151	3	1	3:01.255	53.611	1:20.368	47.276	139.1	10:21.854	
	6	1	3:04.320	55.292	1:21.233	47.795	136.8	18:35.471	4	1	3:00.183	53.703	1:19.522	46.958	139.9	13:22.037	
	7	1	3:05.304	54.623	1:22.263	48.418	136.1	21:40.775	5	1	3:00.155	53.602	1:19.321	47.232	140.0	16:22.192	
	77	ALU-MET MOTORSPORT 1.Aleksander OLEJNICZAK							Ford Fiesta Ford								
		1	1	4:23.103	2:07.604	1:22.480	53.019	94.2	4:23.103	8	1	3:04.690	55.253	1:21.020	48.417	136.5	24:45.465
		2	1	3:05.310	55.225	1:22.170	47.915	136.1	7:28.413	9	1	3:05.279	55.200	1:21.534	48.545	136.1	27:50.744
3		1	3:02.417	54.341	1:20.365	47.711	138.2	10:30.830	10	1	3:06.190	55.735	1:21.493	48.962	135.4	30:56.934	
4		1	3:01.354	54.247	1:19.581	47.526	139.0	13:32.184	11	1	3:07.032	55.643	1:21.987	49.402	134.8	34:03.966	
5		1	3:01.468	54.259	1:19.722	47.487	138.9	16:33.652	1	1	4:23.103	2:07.604	1:22.480	53.019	94.2	4:23.103	
6		1	3:01.345	54.219	1:19.496	47.630	139.0	19:34.997	2	1	3:05.310	55.225	1:22.170	47.915	136.1	7:28.413	
7		1	3:02.736	53.969	1:20.985	47.782	138.0	22:37.733	3	1	3:02.417	54.341	1:20.365	47.711	138.2	10:30.830	
8		1	3:01.671	54.473	1:19.408	47.790	138.8	25:39.404	4	1	3:01.354	54.247	1:19.581	47.526	139.0	13:32.184	
9		1	3:02.388	54.448	1:20.309	47.631	138.2	28:41.792	5	1	3:01.468	54.259	1:19.722	47.487	138.9	16:33.652	
10		1	3:01.737	54.278	1:19.457	48.002	138.7	31:43.529	6	1	3:01.345	54.219	1:19.496	47.630	139.0	19:34.997	
11	1	3:05.998	54.455	1:23.439	48.104	135.6	34:49.527	7	1	3:02.736	53.969	1:20.985	47.782	138.0	22:37.733		
80	EJ Automotive 1.Johan LAND							Ford Fiesta Ford									
	1	1	4:22.051	2:10.126	1:22.803	49.122	94.5	4:22.051	8	1	3:06.838	55.813	1:21.656	49.369	135.0	26:09.914	
	2	1	3:07.871	56.190	1:22.476	49.205	134.2	7:29.922	9	1	3:07.444	56.162	1:21.842	49.440	134.5	29:17.358	
	3	1	3:06.963	56.160	1:21.203	49.600	134.9	10:36.885	10	1	3:05.190	55.924	1:20.102	49.164	136.2	32:22.548	
	4	1	3:06.085	55.658	1:21.356	49.071	135.5	13:42.970	1	1	4:23.934	2:11.239	1:23.641	49.054	93.9	4:23.934	
	5	1	3:05.753	56.237	1:20.384	49.132	135.7	16:48.723	2	1	3:07.193	55.623	1:22.235	49.335	134.7	7:31.127	
	6	1	3:06.554	56.502	1:20.643	49.409	135.2	19:55.277	3	1	3:05.370	55.491	1:21.390	48.489	136.0	10:36.497	
	7	1	3:07.799	56.527	1:20.534	50.738	134.3	23:03.076	4	1	3:05.768	55.854	1:20.576	49.338	135.7	13:42.265	
	8	1	3:06.838	55.813	1:21.656	49.369	135.0	26:09.914	5	1	3:06.132	56.099	1:20.926	49.107	135.5	16:48.397	
	9	1	3:07.444	56.162	1:21.842	49.440	134.5	29:17.358	6	1	3:06.218	56.387	1:20.697	49.134	135.4	19:54.615	
	10	1	3:05.190	55.924	1:20.102	49.164	136.2	32:22.548	7	1	3:06.681	56.314	1:21.014	49.353	135.1	23:01.296	
84	NXT Racing 1.Gianni VAN DE CRAATS							Ford Fiesta Ford									
	1	1	4:23.934	2:11.239	1:23.641	49.054	93.9	4:23.9									



FORD FIESTA SPRINT CUP NL+BE-MAZDA

SPA RACING FESTIVAL

Race 2

Sector Analysis

— Invalidated Lap ■ Personal Best ■ Session Best B Crossing the pit lane

Lap	D	Time	Sector 1	Sector 2	Sector 3	Kph	Elapsed	Lap	D	Time	Sector 1	Sector 2	Sector 3	Kph	Elapsed
6	1	2:59.612	53.896	1:18.767	46.949	140.4	19:21.804	3	1	2:53.582	51.632	1:16.375	45.575	145.3	8:47.341
7	1	2:59.700	53.594	1:18.778	47.328	140.3	22:21.504	4	1	2:54.309	51.415	1:17.185	45.709	144.7	11:41.650
8	1	3:00.905	54.098	1:19.044	47.763	139.4	25:22.409	5	1	2:53.839	51.564	1:16.370	45.905	145.0	14:35.489
9	1	3:01.723	54.013	1:19.323	48.387	138.8	28:24.132	6	1	2:54.406	51.948	1:16.130	46.328	144.6	17:29.895
10	1	3:01.246	53.952	1:19.572	47.722	139.1	31:25.378	7	1	2:54.129	52.645	1:16.280	45.204	144.8	20:24.024
11	1	3:03.617	54.495	1:21.971	47.151	137.3	34:28.995	8	1	2:54.771	52.264	1:17.139	45.368	144.3	23:18.795

95 **AZERTI** Ford Fiesta
1. Wim COEKELBERGS Ford

1	1	4:27.977	2:12.954	1:25.971	49.052	92.5	4:27.977
2	1	3:10.753	56.696	1:23.972	50.085	132.2	7:38.730
3	1	3:11.138	55.169	1:27.391	48.578	131.9	10:49.868
4	1	3:06.814	55.207	1:22.843	48.764	135.0	13:56.682
5	1	3:06.153	55.653	1:22.119	48.381	135.4	17:02.835
6	1	3:05.234	55.391	1:21.528	48.315	136.1	20:08.069
7	1	3:05.420	55.140	1:22.181	48.099	136.0	23:13.489
8	1	3:07.726	55.243	1:24.236	48.247	134.3	26:21.215
9	1	3:05.274	55.177	1:21.179	48.918	136.1	29:26.489
10	1	3:19.575 B	55.622	1:21.693	1:02.260	126.3	32:46.064

97 **Eddy De Backer** Ford Fiesta
1. Tomas DE BACKER Ford

1	1	4:14.105	2:06.951	1:19.479	47.675	97.5	4:14.105
2	1	3:00.796	54.375	1:18.681	47.740	139.5	7:14.901
3	1	3:00.968	54.619	1:18.559	47.790	139.3	10:15.869
4	1	3:01.029	54.653	1:18.500	47.876	139.3	13:16.898
5	1	3:01.402	54.759	1:18.561	48.082	139.0	16:18.300
6	1	3:00.777	54.535	1:18.368	47.874	139.5	19:19.077
7	1	3:01.773	55.041	1:18.497	48.235	138.7	22:20.850
8	1	3:01.136	54.619	1:18.602	47.915	139.2	25:21.986
9	1	3:01.389	54.272	1:19.082	48.035	139.0	28:23.375
10	1	3:01.735	54.537	1:19.183	48.015	138.7	31:25.110
11	1	3:03.445	54.819	1:20.243	48.383	137.4	34:28.555

98 **Philippe Huart** Ford Fiesta
1. Philippe HUART Ford

1	1	4:20.388	2:08.566	1:22.047	49.775	95.1	4:20.388
2	1	3:02.368	54.443	1:20.174	47.751	138.3	7:22.756
3	1	3:02.344	53.889	1:20.598	47.857	138.3	10:25.100
4	1	3:02.445	54.280	1:20.155	48.010	138.2	13:27.545
5	1	3:03.429	54.669	1:20.645	48.115	137.5	16:30.974
6	1	3:03.386	54.769	1:20.585	48.032	137.5	19:34.360
7	1	3:03.917	54.648	1:21.340	47.929	137.1	22:38.277
8	1	3:02.741	54.230	1:20.537	47.974	138.0	25:41.018
9	1	3:02.688	54.369	1:19.876	48.443	138.0	28:43.706
10	1	3:03.171	54.555	1:20.280	48.336	137.7	31:46.877
11	1	3:05.198	54.700	1:22.457	48.041	136.1	34:52.075

914 **IL Motorsport** Mazda MX-5
1. András KIRÁLY Mazda

1	1	2:59.295	55.412	1:18.984	44.899	138.2	2:59.295
2	1	2:54.464	51.950	1:17.541	44.973	144.5	5:53.759

930 **Gripwiner** Mazda MX-5
1. John HOOGLAND Mazda

3	1	2:53.582	51.632	1:16.375	45.575	145.3	8:47.341
4	1	2:54.309	51.415	1:17.185	45.709	144.7	11:41.650
5	1	2:53.839	51.564	1:16.370	45.905	145.0	14:35.489
6	1	2:54.406	51.948	1:16.130	46.328	144.6	17:29.895
7	1	2:54.129	52.645	1:16.280	45.204	144.8	20:24.024
8	1	2:54.771	52.264	1:17.139	45.368	144.3	23:18.795
9	1	2:56.700	52.565	1:18.031	46.104	142.7	26:15.495
10	1	2:55.851	52.042	1:17.850	45.959	143.4	29:11.346
11	1	2:53.953	52.192	1:16.129	45.632	144.9	32:05.299

933 **MV Motorsport** Mazda MX-5
1. Olivier NAAKTGEBOREN Mazda

1	1	3:02.448	57.339	1:19.240	45.869	135.8	3:02.448
2	1	2:55.890	51.978	1:18.237	45.675	143.4	5:58.338
3	1	2:58.455	51.773	1:19.810	46.872	141.3	8:56.793
4	1	2:58.298	52.898	1:19.029	46.371	141.4	11:55.091
5	1	2:57.873	52.804	1:18.849	46.220	141.8	14:52.964
6	1	2:58.731	52.881	1:19.087	46.763	141.1	17:51.695
7	1	2:59.422	53.322	1:19.200	46.900	140.5	20:51.117
8	1	2:59.347	53.462	1:19.377	46.508	140.6	23:50.464
9	1	2:58.699	53.321	1:18.758	46.620	141.1	26:49.163
10	1	2:58.791	53.357	1:18.825	46.609	141.0	29:47.954
11	1	2:58.817	53.131	1:19.005	46.681	141.0	32:46.771

977 **Ferry Monster Autosport** Mazda MX-5
1. Martin HUISMAN Mazda

1	1	3:02.146	57.499	1:19.288	45.359	136.0	3:02.146
2	1	2:54.343	51.386	1:18.027	44.930	144.6	5:56.489
3	1	2:53.013	51.412	1:16.851	44.750	145.7	8:49.502
4	1	2:54.032	50.908	1:16.735	46.389	144.9	11:43.534
5	1	2:53.744	52.080	1:16.328	45.336	145.1	14:37.278
6	1	2:54.741	51.496	1:17.836	45.409	144.3	17:32.019
7	1	2:53.624	52.144	1:16.439	45.041	145.2	20:25.643
8	1	2:54.171	51.500	1:17.282	45.389	144.8	23:19.814
9	1	2:57.958	52.354	1:19.968	45.636	141.7	26:17.772
10	1	2:54.538	50.784	1:18.047	45.707	144.5	29:12.310
11	1	2:56.249	52.444	1:17.019	46.786	143.1	32:08.559