


SUPERCAR CHALLENGE/GT&PROTO  
SPA RACING FESTIVAL

Free Practice 1

Sector Analysis

Lap under Red Flag Invalidated Lap Personal Best Session Best Crossing the pit lane

Table with 12 columns: Lap, D, Time, Sector 1, Sector 2, Sector 3, T. Spd, Elapsed. It lists race data for 24 drivers across multiple laps, including team names like Ferry Monster Autosport, Team Bleekemolen, MV Motorsport, Renova Motorsport, Bas Koeten Racing, and Equipe Verschuur.



# SUPERCAR CHALLENGE/GT&PROTO

## SPA RACING FESTIVAL

### Free Practice 1

### Sector Analysis


Lap under Red Flag    Invalidated Lap    Personal Best    Session Best    B Crossing the pit lane

Lap	D	Time	Sector 1	Sector 2	Sector 3	T. Spd	Elapsed	Lap	D	Time	Sector 1	Sector 2	Sector 3	T. Spd	Elapsed
<b>35</b> <b>De Vreede-De Loeuw</b> BMW M2 Cup 1. Patrick DE VREEDE 2. Rogier DE LEEUW															
2	1	2:51.859	48.411	1:19.008	44.440	231.3	7:32.407								
3	1	2:50.880	48.616	1:18.015	44.249	222.7	10:23.287								
4	1	4:20.394	47.588	1:59.498	1:33.308	233.8	14:43.681								
5	1	4:28.984	1:44.592	2:00.186	44.206	82.4	19:12.665								
6	1	2:50.268	47.743	1:19.277	43.248	204.5	22:02.933								
7	1	2:47.369	47.355	1:17.353	42.661	229.8	24:50.302								
8	1	2:46.521	47.154	1:16.664	42.703	223.1	27:36.823								
9	1	2:46.355	47.004	1:16.891	42.460	235.3	30:23.178								
10	1	2:45.023	46.208	1:15.961	42.854	236.8	33:08.201								
11	1	2:45.420	46.628	1:16.427	42.365	236.3	35:53.621								
12	1	2:47.343	46.945	1:17.763	42.635	238.4	38:40.964								
13	1	3:00.624	46.504	1:15.457	58.663	240.5	41:41.588								
<b>66</b> <b>Xwift Racing Events</b> BMW M2 Cup 1. Jamie VANDENBALCK 2. Willem MEIJER															
9	1	2:45.949	46.485	1:17.445	42.019	237.9	33:00.349								
10	1	2:45.986	46.155	1:16.953	42.878	231.3	35:46.335								
11	1	2:49.885	46.408	1:16.827	46.650	241.6	38:36.220								
12	1	3:03.041	47.311	1:17.995	57.735	233.8	41:39.261								
<b>73</b> <b>Blueberry Racing</b> BMW M2 Cup 1. Berry VAN ELK															
1	1	4:16.637	1:48.076	1:29.330	59.231	151.3	4:16.637								
2	1	6:02.288	3:41.495	1:24.105	56.688	219.5	10:18.925								
3	1	5:17.463	2:53.704	1:34.645	49.114	128.7	5:17.463								
4	1	2:52.248	49.860	1:19.968	42.420	208.5	8:09.711								
5	1	2:40.470	45.722	1:14.147	40.601	237.4	10:50.181								
6	1	4:25.993	48.168	2:04.893	1:32.932	158.4	15:16.174								
7	1	4:09.475	1:50.977	1:37.069	41.429	78.9	19:25.649								
8	1	2:45.787	46.030	1:18.595	41.162	220.4	22:11.436								
9	1	2:40.104	45.729	1:14.098	40.277	197.4	24:51.540								
10	1	2:39.419	45.555	1:12.789	41.075	237.4	27:30.959								
11	1	4:55.350	45.578	1:13.572	2:56.200	239.5	32:26.309								
12	1	3:03.039	1:07.810	1:13.854	41.375	233.8	35:29.348								
13	1	2:58.325	45.615	1:13.045	59.665	239.5	38:27.673								
<b>106</b> <b>BODA Racing</b> Lamborghini Super Trofeo 1. Bob HERBER															
1	1	4:11.783	1:46.971	1:29.062	55.750	147.3	4:11.783								
2	1	4:59.112	2:57.104	1:20.297	41.711	185.6	9:10.895								
3	1	3:27.751	42.845	1:28.027	1:16.879	243.8	12:38.646								
4	1	6:09.289	3:19.978	2:06.784	42.527	79.4	18:47.935								
5	1	2:36.579	43.182	1:12.870	40.527	248.8	21:24.514								
6	1	2:33.681	42.775	1:11.752	39.154	233.8	23:58.195								
7	1	2:41.777	42.505	1:12.073	47.199	247.7	26:39.972								
8	1	5:16.823	3:24.463	1:13.085	39.275	226.9	31:56.795								
9	1	2:32.154	42.073	1:10.128	39.953	254.7	34:28.949								
10	1	2:39.417	42.405	1:11.015	45.997	261.5	37:08.366								
<b>108</b> <b>JR Motorsport</b> BMW M6 GT3 1. Ted VAN VLIET															
1	1	5:02.068	2:33.489	1:38.443	50.136	153.2	5:02.068								
2	1	3:00.635	54.280	1:22.532	43.823	154.3	8:02.703								
3	1	2:44.213	46.408	1:16.358	41.447	172.0	10:46.916								
4	1	4:31.385	45.207	2:04.139	1:42.039	203.0	15:18.301								
5	1	5:10.978	3:13.744	1:16.603	40.631	181.5	20:29.279								
6	1	2:38.362	44.210	1:14.445	39.707	206.9	23:07.641								
7	1	2:36.629	44.131	1:12.476	40.022	212.2	25:44.270								
8	1	2:36.285	43.113	1:11.653	41.519	232.8	28:20.555								
9	1	2:37.656	43.610	1:13.721	40.325	204.5	30:58.211								
10	1	2:35.190	43.363	1:11.716	40.111	233.3	33:33.401								
11	1	2:33.055	43.083	1:10.830	39.142	247.7	36:06.456								
12	1	2:35.653	42.810	1:10.835	42.008	244.9	38:42.109								
13	1	2:35.334	44.362	1:11.349	39.623	245.5	41:17.443								
<b>55</b> <b>ARperformance</b> BMW M2 Cup 1. Gary TERCLAVERS															
1	1	6:54.834	4:28.014	1:35.406	51.414	129.7	6:54.834								
2	1	3:05.898	54.670	1:22.760	48.468	173.6	10:00.732								
3	1	4:05.069	52.261	1:45.275	1:27.533	228.8	14:05.801								
4	1	4:47.284	1:42.236	2:06.108	58.940	88.6	18:53.085								
5	1	2:53.951	49.787	1:19.472	44.692	210.5	21:47.036								
6	1	2:49.357	47.098	1:19.343	42.916	225.0	24:36.393								
7	1	2:50.456	47.480	1:18.859	44.117	211.4	27:26.849								
8	1	2:47.551	46.287	1:17.897	43.367	235.3	30:14.400								










## SUPERCAR CHALLENGE/GT&PROTO SPA RACING FESTIVAL

### Free Practice 1

### Sector Analysis

Lap under Red Flag    Invalidated Lap    Personal Best    Session Best    B Crossing the pit lane

Lap	D	Time	Sector 1	Sector 2	Sector 3	T. Spd	Elapsed	Lap	D	Time	Sector 1	Sector 2	Sector 3	T. Spd	Elapsed
8	1	2:48.213	47.794	1:18.036	42.383	226.4	29:51.087	4	1	5:25.709 B	1:31.453	2:06.858	1:47.398	67.4	16:44.131
9	1	2:49.397	47.482	1:18.912	43.003	206.5	32:40.484	5	1	4:44.283	2:38.087	1:19.416	46.780	158.4	21:28.414
10	1	2:58.293 B	47.004	1:17.942	53.347	217.3	35:38.777	6	1	2:51.860	50.841	1:16.938	44.081	176.2	24:20.274
11	1	4:05.630	2:06.849	1:16.650	42.131	226.4	39:44.407	7	1	2:51.183	50.428	1:16.178	44.577	195.3	27:11.457
12	1	2:51.103	46.874	1:19.108	45.121	229.3	42:35.510	8	1	2:50.681	50.351	1:16.243	44.087	195.3	30:02.138
<b>381</b> Emmerschroet Racingteam 1. Bernard BLAAK 2. Lars BLAAK Zilhouette SS2								<b>461</b> Zilhouette Racing 1. Mark JOBST Zilhouette SPORT							
1	1	4:29.630	2:13.897	1:27.733	48.000	137.9	4:29.630	1	1	4:40.499	2:17.217	1:34.092	49.190	146.3	4:40.499
2	1	3:02.161	53.470	1:22.953	45.738	151.0	7:31.791	2	1	3:00.584	54.508	1:20.120	45.956	187.8	7:41.083
3	1	2:56.988	51.026	1:20.365	45.597	182.4	10:28.779	3	1	2:54.719	51.499	1:17.807	45.413	194.6	10:35.802
4	1	4:26.671 B	50.129	1:54.750	1:41.792	202.2	14:55.450	4	1	4:37.071 B	51.943	2:06.843	1:38.285	152.8	15:12.873
5	1	7:20.638	5:12.721	1:23.046	44.871	200.4	22:16.088	5	1	6:15.021	4:08.861	1:18.366	47.794	164.6	21:27.894
6	1	2:57.765	52.701	1:19.071	45.993	201.9	25:13.853	6	1	2:52.976	50.820	1:17.038	45.118	195.3	24:20.870
7	1	2:53.196	49.797	1:18.963	44.436	205.3	28:07.049	7	1	2:51.639	50.293	1:16.875	44.471	186.9	27:12.509
8	1	2:54.009	49.632	1:18.514	45.863	204.9	31:01.058	8	1	2:50.574	49.846	1:16.515	44.213	178.8	30:03.083
9	1	2:53.021	49.580	1:19.134	44.307	206.9	33:54.079	9	1	2:51.037	49.582	1:16.717	44.738	190.1	32:54.120
10	1	2:52.760	49.776	1:18.432	44.552	202.2	36:46.839	10	1	3:06.205 B	50.842	1:16.393	58.970	197.4	36:00.325
11	1	2:52.099	49.965	1:18.203	43.931	203.8	39:38.938	11	1	3:51.406 B	1:26.859	1:25.396	59.151	163.9	39:51.731
12	1	2:52.681	49.802	1:18.531	44.348	204.9	42:31.619	<b>472</b> DRDO 1. Pim KIEVIT Volkswagen Golf Gti SPORT							
<b>401</b> Traxx Racing Team 1. Chris VOET 2. Bart VAN DENBROECK Peugeot RCZ Cup SPORT								1	1	5:31.856	3:04.315	1:37.146	50.395	140.6	5:31.856
1	1	8:09.894	5:51.888	1:29.200	48.806	158.4	8:09.894	2	1	3:05.451	53.994	1:24.373	47.084	193.2	8:37.307
2	1	2:56.904	51.040	1:20.685	45.179	188.8	11:06.798	3	1	3:18.813 B	51.938	1:22.097	1:04.778	200.7	11:56.120
3	1	5:21.101 B	1:29.467	2:09.458	1:42.176	75.1	16:27.899	4	1	7:15.718	4:19.930	2:07.453	48.335	80.6	19:11.838
4	1	5:31.550 B	3:05.226	1:28.099	58.225	170.9	21:59.449	5	1	3:05.613	54.302	1:24.257	47.054	186.9	22:17.451
5	1	4:46.648	2:36.125	1:25.795	44.728	198.9	26:46.097	6	1	3:04.339	53.158	1:24.013	47.168	190.8	25:21.790
6	1	2:56.684	51.014	1:21.426	44.244	208.9	29:42.781	7	1	3:04.067	53.544	1:22.614	47.909	189.1	28:25.857
7	1	2:52.917	50.312	1:18.248	44.357	206.9	32:35.698	8	1	3:03.032	53.529	1:22.301	47.202	188.8	31:28.889
8	1	2:51.765	49.507	1:18.032	44.226	204.2	35:27.463	9	1	3:04.186	54.014	1:21.363	48.809	189.5	34:33.075
9	1	2:53.113	50.936	1:18.130	44.047	206.9	38:20.576	10	1	3:00.510	52.093	1:21.305	47.112	198.5	37:33.585
10	1	2:50.695	49.916	1:17.006	43.773	198.5	41:11.271	11	1	3:16.501 B	53.382	1:20.650	1:02.469	189.5	40:50.086
<b>403</b> Zilhouette Racing 1. David EMAAR Zilhouette SPORT								<b>490</b> Bas Koeten Racing 1. Bas BARENBRUG BMW E36 M3 SPORT							
1	1	6:27.575	3:57.568	1:37.082	52.925	115.9	6:27.575	1	1	5:01.648	2:27.299	1:40.792	53.557	122.4	5:01.648
2	1	3:22.519	1:00.050	1:30.682	51.787	139.2	9:50.094	2	1	3:12.416	57.010	1:28.745	46.661	166.7	8:14.064
3	1	4:12.359	57.523	1:48.485	1:26.351	161.0	14:02.453	3	1	3:04.109	52.231	1:24.439	47.439	174.2	11:18.173
4	1	4:47.811	1:42.569	2:07.218	58.024	77.6	18:50.264	4	1	5:23.966 B	1:29.932	2:07.754	1:46.280	68.4	16:42.139
5	1	3:11.180	54.281	1:25.069	51.830	169.3	22:01.444	5	1	3:58.501	1:48.636	1:24.647	45.218	149.8	20:40.640
6	1	3:05.871	55.406	1:23.298	47.167	175.0	25:07.315	6	1	2:59.956	51.164	1:22.557	46.235	186.2	23:40.596
7	1	3:02.976	52.837	1:23.621	46.518	186.2	28:10.291	7	1	3:06.228 B	50.209	1:20.205	55.814	192.5	26:46.824
8	1	3:03.407	53.359	1:23.259	46.789	182.1	31:13.698	8	1	5:03.095	2:57.024	1:21.612	44.459	172.5	31:49.919
9	1	3:01.253	52.808	1:22.487	45.958	187.2	34:14.951	9	1	3:22.844 B	50.211	1:24.485	1:08.148	191.8	35:12.763
10	1	3:00.605	52.484	1:22.137	45.984	191.5	37:15.556	<b>498</b> Hoekstra/de Jong Racingteam 1. Jack HOEKSTRA 2. Pieter DE JONG Zilhouette SPORT							
11	1	3:00.636	52.511	1:21.851	46.274	188.2	40:16.192	1	1	4:28.759	2:13.351	1:27.039	48.369	141.4	4:28.759
<b>410</b> MW-Racingteam 1. Mark WIERINGA Zilhouette SPORT								2	1	3:00.097	52.838	1:21.310	45.949	190.8	7:28.856
1	1	4:35.767 B	2:12.854	1:27.106	55.807	149.0	4:35.767								
2	1	3:45.344	1:35.296	1:22.502	47.546	169.8	8:21.111								
3	1	2:57.311	51.384	1:18.686	47.241	187.8	11:18.422								



# SUPERCAR CHALLENGE/GT&PROTO

## SPA RACING FESTIVAL

### Free Practice 1

### Sector Analysis

Lap under Red Flag    Invalidated Lap    Personal Best    Session Best    B Crossing the pit lane

Lap	D	Time	Sector 1	Sector 2	Sector 3	T. Spd	Elapsed	Lap	D	Time	Sector 1	Sector 2	Sector 3	T. Spd	Elapsed
<b>521</b> EDEKA Aschoff Racing 1. Max ASCHOFF Ginetta Nissan G58 LMP3															
1	1	6:35.131 B	4:26.694	1:14.368	54.069	187.5	6:35.131								
2	1	15:18.140	...	1:15.015	41.771	206.9	21:53.271								
3	1	2:39.396	49.508	1:10.986	38.902	231.3	24:32.667								
4	1	2:30.843	42.533	1:10.918	37.392	248.3	27:03.510								
5	1	2:29.854	41.715	1:08.278	39.861	257.1	29:33.364								
6	1	2:26.977	41.161	1:07.617	38.199	255.3	32:00.341								
7	1	2:28.828	41.257	1:09.640	37.931	213.0	34:29.169								
8	1	2:28.563	40.541	1:09.807	38.215	264.1	36:57.732								
9	1	2:31.025	41.110	1:10.418	39.497	252.3	39:28.757								
10	1	2:44.964 B	41.562	1:12.183	51.219	262.8	42:13.721								
<b>593</b> BE Motorsport 1. Javier IBRAN PARDO Ligier JS P3 LMP3															
1	1	3:36.922 B	1:18.441	1:24.050	54.431	156.1	3:36.922								
2	1	8:30.695	6:10.475	1:20.892	59.328	185.2	12:07.617								
3	1	5:09.289	1:39.706	2:03.310	1:26.273	80.0	17:16.906								
4	1	3:09.559	1:12.944	1:16.693	39.922	168.7	20:26.465								
5	1	2:38.663	44.916	1:15.269	38.478	162.2	23:05.128								
6	1	2:32.594	43.776	1:09.841	38.977	246.6	25:37.722								
7	1	2:35.221	46.049	1:11.253	37.919	231.3	28:12.943								
8	1	2:40.629 B	44.479	1:10.781	45.369	208.5	30:53.572								
9	1	4:46.391	2:57.129	1:11.502	37.760	212.2	35:39.963								
10	1	3:37.833	42.303	1:09.456	1:46.074	239.5	39:17.796								
11	1	2:47.905 B	46.260	1:13.110	48.535	176.5	42:05.701								
<b>610</b> Deldiche Racing 1. Thomas PIESSENS 2. Sam DEJONGHE Norma M20FC CN															
1	1	3:02.106	1:09.247	1:13.707	39.152	167.7	3:02.106								
2	1	2:29.676	43.532	1:06.930	39.214	225.0	5:31.782								
3	1	2:41.365 B	41.410	1:09.928	50.027	237.4	8:13.147								
4	1	5:17.574	2:27.109	1:20.903	1:29.562	235.3	13:30.721								
5	1	4:59.271	1:45.151	2:08.602	1:05.518	70.8	18:29.992								
6	1	2:28.289	44.062	1:06.375	37.852	242.2	20:58.281								
7	1	2:31.022	41.980	1:08.744	40.298	249.4	23:29.303								
8	1	2:30.919 B	41.016	1:05.629	44.274	249.4	26:00.222								
9	1	4:08.552	2:19.656	1:11.029	37.867	215.1	30:08.774								
10	1	2:26.910	42.150	1:07.384	37.376	246.6	32:35.684								
11	1	2:27.222	41.399	1:08.924	36.899	247.1	35:02.906								
12	1	2:27.849	41.555	1:08.550	37.744	236.8	37:30.755								
13	1	2:28.164	41.853	1:07.534	38.777	241.1	39:58.919								
14	1	2:34.452 B	41.648	1:07.152	45.652	242.7	42:33.371								
<b>611</b> Deldiche Racing 1. Tom BOONEN Norma M20FC CN															
1	1	3:04.330	1:13.828	1:12.014	38.488	206.1	3:04.330								
2	1	2:26.879	41.602	1:07.354	37.923	240.0	5:31.209								
3	1	8:22.245 B	41.449	1:09.493	6:31.303	230.8	13:53.454								
<b>614</b> BS Racing 1. Alain BERG Norma M20FC CN															
1	1	3:34.932	1:24.221	1:25.681	45.030	149.4	3:34.932								
2	1	2:42.856	47.704	1:13.409	41.743	213.4	6:17.788								
3	1	2:47.350	50.434	1:14.282	42.634	215.1	9:05.138								
4	1	2:53.654 B	45.202	1:14.356	54.096	200.4	11:58.792								
5	1	9:19.480	7:22.666	1:13.298	43.516	179.7	21:18.272								
6	1	2:34.041	44.476	1:10.174	39.391	208.1	23:52.313								
7	1	2:39.405	45.763	1:13.272	40.370	203.0	26:31.718								
8	1	2:33.249	44.796	1:09.678	38.775	216.0	29:04.967								
9	1	2:37.236	44.231	1:14.625	38.380	234.3	31:42.203								
10	1	2:30.363	43.316	1:07.469	39.578	230.3	34:12.566								
11	1	2:36.095	43.501	1:12.647	39.947	219.5	36:48.661								
12	1	2:32.901	43.669	1:10.550	38.682	236.8	39:21.562								
13	1	2:30.466	43.320	1:08.805	38.341	208.9	41:52.028								
<b>621</b> Deldiche Racing 1. Tim VERBERGT 2. Luc DE COCK Norma M20FC CN															
1	1	3:25.391	1:23.024	1:20.846	41.521	173.9	3:25.391								
2	1	2:31.948	43.286	1:11.099	37.563	241.1	5:57.339								
3	1	2:28.193	42.213	1:08.865	37.115	244.3	8:25.532								
4	1	2:32.511	41.765	1:13.100	37.646	200.4	10:58.043								
5	1	4:26.528 B	45.093	2:05.514	1:35.921	157.4	15:24.571								
<b>777</b> Xwift Racing 1. Bart VINGERHOEDT Radical SR3 RADICAL															
1	1	9:58.814	7:14.153	1:44.163	1:00.498	120.3	9:58.814								
2	1	4:08.187	56.564	1:43.971	1:27.652	177.9	14:07.001								
3	1	5:11.105	1:43.889	2:04.461	1:22.755	73.9	19:18.106								
4	1	3:12.428 B	52.711	1:22.569	57.148	195.3	22:30.534								
5	1	5:05.375	2:49.566	1:27.369	48.440	173.4	27:35.909								
6	1	3:03.097	51.488	1:25.102	46.507	171.2	30:39.006								
7	1	2:59.897	50.950	1:22.790	46.157	181.5	33:38.903								
8	1	2:58.464	50.004	1:23.172	45.288	194.9	36:37.367								
9	1	2:59.854	49.516	1:25.123	45.215	177.6	39:37.221								
10	1	2:59.244	49.313	1:22.598	47.333	168.5	42:36.465								