

SUPERCAR CHALLENGE/GT&PROTO


SPA RACING FESTIVAL

Free Practice 2

Sector Analysis

Lap D	Time	Sector 1	Sector 2	Sector 3	Kph	Elapsed	Lap D	Time	Sector 1	Sector 2	Sector 3	Kph	Elapsed
2 Ferry Monster Autosport BMW M2 Cup							15 Bas Koeten Racing BMW M2 Cup						
1.Jack VAN DER ENDE 2.Max VEELS M2 CUP							1.Dante RAPPANGE 2.Dirk WARMERDAM M2 CUP						
1	1	3:30.927	1:10.654	1:33.603	46.670	117.5	1	4:16.034	1:54.158	1:30.638	51.238	96.8	4:16.034
2	1	2:47.441	50.004	1:15.818	41.619	150.6	2	2:40.445	45.561	1:14.492	40.392	157.2	6:56.479
3	1	2:38.904	45.095	1:13.096	40.713	158.7	3	2:37.272	44.587	1:12.247	40.438	160.3	9:33.751
4	1	2:38.872	44.836	1:13.271	40.765	158.7	4	2:38.145	44.715	1:12.886	40.544	159.4	12:11.896
5	1	3:00.120	44.866	1:12.983	1:02.271	140.0	5	3:14.853	44.359	1:20.099	1:10.395	129.4	15:26.749
6	1	17:04.508	...	1:22.891	43.177	24.6	6	16:38.563	...	1:15.503	43.524	25.3	32:05.312
7	1	2:42.310	47.262	1:14.235	40.813	155.3	7	2:42.339	45.868	1:15.186	41.285	155.3	34:47.651
8	1	2:38.095	45.120	1:12.359	40.616	159.5	8	2:36.984	44.627	1:12.133	40.224	160.6	37:24.635
9	1	2:38.096	44.714	1:12.908	40.474	159.5	9	2:37.076	44.433	1:12.214	40.429	160.5	40:01.711
10	1	2:46.780	44.848	1:13.358	48.574	151.2							
7 Team Bleekemolen BMW M2 Cup							17 Bas Koeten Racing BMW M2 Cup						
1.Tomasz MAGDZIARZ 2.Daan PIJL M2 CUP							1.Maxime OOSTEN M2 CUP						
1	1	3:27.900	1:25.818	1:19.454	42.628	119.2	1	5:17.954	3:15.687	1:20.321	41.946	77.9	5:17.954
2	1	2:41.394	45.998	1:14.422	40.974	156.2	2	2:44.917	48.727	1:13.739	42.451	152.9	8:02.871
3	1	2:39.022	45.026	1:12.872	41.124	158.6	3	2:36.625	44.733	1:11.881	40.011	161.0	10:39.496
4	1	2:42.305	45.662	1:13.578	43.065	155.4	4	2:35.867	44.090	1:11.896	39.881	161.8	13:15.363
5	1	2:56.738	45.056	1:12.761	58.921	142.7	5	3:47.997	1:06.094	1:35.729	1:06.174	110.6	17:03.360
6	1	17:11.236	...	1:18.513	42.362	24.5	6	15:02.802	...	1:14.014	41.711	27.9	32:06.162
7	1	2:40.281	46.203	1:13.430	40.648	157.3	7	2:40.709	45.711	1:14.127	40.871	156.9	34:46.871
8	1	2:37.360	45.269	1:11.612	40.479	160.2	8	2:36.437	44.328	1:11.581	40.528	161.2	37:23.308
9	1	2:38.480	44.772	1:13.232	40.476	159.1	9	2:36.212	44.304	1:11.970	39.938	161.4	39:59.520
10	1	2:37.598	44.849	1:12.469	40.280	160.0							
10 MV Motorsport BMW M2 Cup							21 Ferry Monster Autosport BMW M2 Cup						
1.Kelvin SNOEKS M2 CUP							1.Lorenzo VAN RIET 2.Henry ZUMBRINK M2 CUP						
1	1	3:02.086	1:01.806	1:17.638	42.642	136.1	1	3:45.385	1:26.116	1:29.860	49.409	109.9	3:45.385
2	1	2:42.201	46.685	1:13.786	41.730	155.5	2	3:01.773	55.604	1:23.494	42.675	138.7	6:47.158
3	1	2:40.317	45.922	1:13.505	40.890	157.3	3	2:41.380	45.648	1:14.943	40.789	156.2	9:28.538
4	1	2:41.318	45.167	1:13.696	42.455	156.3	4	2:38.975	44.514	1:13.765	40.696	158.6	12:07.513
5	1	2:38.822	45.156	1:12.831	40.835	158.8	5	3:17.896	46.453	1:21.451	1:09.992	127.4	15:25.409
6	1	4:18.167	1:13.287	1:36.613	1:28.267	97.7	6	17:53.384	...	1:19.744	43.421	23.5	33:18.793
7	1	13:28.892	...	1:25.472	43.143	31.2	7	2:38.326	44.996	1:12.807	40.523	159.3	35:57.119
8	1	2:39.656	46.672	1:12.630	40.354	157.9	8	2:38.438	44.600	1:12.602	41.236	159.1	38:35.557
9	1	2:36.972	44.744	1:11.784	40.444	160.6	9	2:40.977	44.228	1:16.132	40.617	156.6	41:16.534
10	1	2:43.829	46.687	1:15.506	41.636	153.9							
11	1	2:37.372	44.694	1:11.996	40.682	160.2							
11 Renova Motorsport BMW M2 Cup							24 Equipe Verschuur BMW M2 Cup						
1.Mark VAN DER AA 2.Koen BOGAERTS M2 CUP							1.Albert JOCHEMS M2 CUP						
1	1	3:42.852	1:24.010	1:30.951	47.891	111.2	1	4:38.414	2:18.341	1:28.918	51.155	89.0	4:38.414
2	1	2:47.810	47.885	1:14.972	44.953	150.3	2	2:51.477	49.712	1:18.530	43.235	147.0	7:29.891
3	1	2:37.162	43.818	1:12.806	40.538	160.4	3	2:48.005	47.213	1:18.334	42.458	150.1	10:17.896
4	1	2:36.296	44.112	1:11.865	40.319	161.3	4	2:49.040	47.267	1:17.928	43.845	149.2	13:06.936
5	1	3:01.684	44.349	1:12.564	1:04.771	138.8	5	3:49.530	1:09.155	1:38.982	1:01.393	109.9	16:56.466
6	1	17:16.331	...	1:15.488	40.867	24.3	6	15:49.635	...	1:25.902	45.562	26.6	32:46.101
7	1	2:42.333	47.461	1:13.851	41.021	155.3	7	2:46.254	48.069	1:15.717	42.468	151.7	35:32.355
8	1	2:39.250	45.006	1:13.023	41.221	158.3	8	2:46.104	47.181	1:15.752	43.171	151.8	38:18.459
9	1	2:39.717	45.672	1:13.709	40.336	157.9	9	2:46.755	47.040	1:17.433	42.282	151.2	41:05.214
35 De Vreede-De Leeuw BMW M2 Cup							35 De Vreede-De Leeuw BMW M2 Cup						
1.Patrick DE VREEDE 2.Rogier DE LEEUW M2 CUP							1.Patrick DE VREEDE 2.Rogier DE LEEUW M2 CUP						

racing FESTIVAL



SUPERCAR CHALLENGE/GT&PROTO SPA RACING FESTIVAL Free Practice 2

Sector Analysis

— Invalidated Lap
 ■ Personal Best
 ■ Session Best
 ■ Crossing the pit lane

Lap	D	Time	Sector 1	Sector 2	Sector 3	Kph	Elapsed	Lap	D	Time	Sector 1	Sector 2	Sector 3	Kph	Elapsed
1	1	3:26.940	1:24.913	1:19.655	42.372	119.7	3:26.940	6	1	17:39.093	...	1:16.533	39.166	23.8	32:16.991
2	1	2:40.753	46.498	1:13.841	40.414	156.9	6:07.693	7	1	2:36.349	44.032	1:11.115	41.202	161.3	34:53.340
3	1	2:50.052 B	46.720	1:14.248	49.084	148.3	8:57.745	8	1	2:31.326	42.693	1:10.045	38.588	166.6	37:24.666
4	1	4:11.029	2:15.833	1:14.113	41.083	100.4	13:08.774	9	1	2:28.957	42.288	1:08.803	37.866	169.3	39:53.623
5	1	3:52.773 B	1:09.544	1:37.479	1:05.750	108.3	17:01.547	10	1	2:28.598	41.540	1:08.448	38.610	169.7	42:22.221
6	1	16:02.866	...	1:20.413	43.539	26.2	33:04.413								
7	1	2:52.397	49.754	1:18.563	44.080	146.3	35:56.810								
8	1	2:49.268	48.015	1:18.511	42.742	149.0	38:46.078								
9	1	2:50.160	47.048	1:20.223	42.889	148.2	41:36.238								

47		Van Poelgeest Motorsport pb Bas Kc					BMW M2 Cup	
		1. Colin CARESANI					M2 CUP	
1	1	5:49.029	3:36.711	1:22.619	49.699	71.0	5:49.029	
2	1	2:45.890	47.187	1:14.358	44.345	152.0	8:34.919	
3	1	2:35.001	44.035	1:11.241	39.725	162.7	11:09.920	
4	1	2:43.244	46.678	1:13.490	43.076	154.5	13:53.164	
5	1	4:11.738 B	1:06.055	1:36.873	1:28.810	100.2	18:04.902	
6	1	17:14.777	...	1:14.215	40.751	24.4	35:19.679	
7	1	5:15.995 B	45.169	1:11.908	3:18.918	79.8	40:35.674	

55		ARperformance					BMW M2 Cup	
		1. Gary TERCLAVERS					M2 CUP	
1	1	3:45.734	1:28.723	1:27.830	49.181	109.8	3:45.734	
2	1	2:47.472	47.840	1:17.960	41.672	150.6	6:33.206	
3	1	2:44.624	45.609	1:17.186	41.829	153.2	9:17.830	
4	1	2:45.378	46.320	1:15.876	43.182	152.5	12:03.208	
5	1	3:18.344 B	45.466	1:24.448	1:08.430	127.1	15:21.552	
6	1	17:31.231	...	1:17.199	41.822	24.0	32:52.783	
7	1	2:50.492	51.165	1:16.401	42.926	147.9	35:43.275	
8	1	2:44.336	46.094	1:17.014	41.228	153.4	38:27.611	
9	1	2:48.664	46.791	1:19.756	42.117	149.5	41:16.275	

73		Blueberry Racing					BMW M2 Cup	
		1. Berry VAN ELK					M2 CUP	
1	1	5:06.736	2:54.201	1:27.920	44.615	80.8	5:06.736	
2	1	2:50.620	53.512	1:15.506	41.602	147.8	7:57.356	
3	1	2:42.801	46.008	1:14.477	42.316	154.9	10:40.157	
4	1	2:41.243	45.515	1:13.619	42.109	156.4	13:21.400	
5	1	3:53.485 B	1:09.331	1:28.783	1:15.371	108.0	17:14.885	
6	1	14:17.423	...	1:21.372	46.733	29.4	31:32.308	
7	1	2:42.531	47.457	1:14.086	40.988	155.1	34:14.839	
8	1	2:42.628	46.307	1:13.359	42.962	155.0	36:57.467	
9	1	2:43.995	45.782	1:13.541	44.672	153.7	39:41.462	
10	1	3:03.318 B	46.314	1:13.286	1:03.718	137.5	42:44.780	


106		BODA Racing					Lamborghini Super Trofeo	
		1. Bob HERBER					GT	
1	1	4:14.337	2:05.821	1:25.274	43.242	97.4	4:14.337	
2	1	2:35.439	43.359	1:13.081	38.999	162.2	6:49.776	
3	1	2:30.135	41.919	1:10.255	37.961	167.9	9:19.911	
4	1	2:27.728	41.131	1:08.835	37.762	170.7	11:47.639	
5	1	2:50.259 B	41.365	1:09.603	59.291	148.1	14:37.898	

108		JR Motorsport					BMW M6 GT3	
		1. Ted VAN VLIET					GT	
1	1	3:34.395	1:33.895	1:19.377	41.123	115.6	3:34.395	
2	1	2:38.094	43.606	1:14.775	39.713	159.5	6:12.489	
3	1	2:35.178	43.517	1:11.784	39.877	162.5	8:47.667	
4	1	2:33.443	43.401	1:10.685	39.357	164.3	11:21.110	
5	1	2:55.101 B	43.037	1:13.132	58.932	144.0	14:16.211	
6	1	18:05.098	...	1:14.520	39.670	23.2	32:21.309	
7	1	2:36.578	44.693	1:11.409	40.476	161.0	34:57.887	
8	1	2:37.195	44.584	1:11.781	40.830	160.4	37:35.082	
9	1	2:34.910	43.414	1:12.053	39.443	162.8	40:09.992	

111		Zilhouette Racing					BMW Z4 GT Silhouette	
		1. Max TUBBEN					GT	
1	1	3:02.958	1:05.243	1:15.954	41.761	135.4	3:02.958	
2	1	2:35.028	44.661	1:11.209	39.158	162.6	5:37.986	
3	1	2:40.489 B	43.670	1:09.610	47.209	157.1	8:18.475	
4	1	4:04.069	2:14.935	1:09.646	39.488	103.3	12:22.544	
5	1	3:22.529 B	43.560	1:18.573	1:20.396	124.5	15:45.073	
6	1	16:12.208	...	1:13.202	40.386	25.9	31:57.281	
7	1	2:33.381	43.610	1:09.732	40.039	164.4	34:30.662	
8	1	2:33.332	43.681	1:10.017	39.634	164.4	37:03.994	
9	1	2:32.472	43.926	1:09.677	38.869	165.4	39:36.466	
10	1	2:32.157	43.265	1:09.495	39.397	165.7	42:08.623	

119		Speedlover					Porsche 991 GT3 Cup	
		1. Jean-Pierre VERHOEVEN 3. Jean-Pieree VERHOEVEN					GT	
		2. Jaxon VERHOEVEN						
1	1	4:47.114	2:05.005	1:30.813	1:11.296	86.3	4:47.114	
2	1	2:44.814	52.977	1:12.226	39.611	153.0	7:31.928	
3	1	2:34.851	44.188	1:11.686	38.977	162.8	10:06.779	
4	1	2:32.332	42.463	1:11.469	38.400	165.5	12:39.111	
5	1	3:44.814 B	42.291	1:30.389	1:32.134	112.2	16:23.925	
6	1	16:11.232	...	1:14.676	40.775	26.0	32:35.157	
7	1	2:37.114	46.331	1:11.896	38.887	160.5	35:12.271	
8	1	2:32.987	42.301	1:11.896	38.790	164.8	37:45.258	
9	1	2:31.067	42.312	1:10.222	38.533	166.9	40:16.325	

177		DOMEC Racing					Radical RXC	
		1. Patrick ENGELEN					GT	
		2. Steve BROOKS						
1	1	4:49.122	2:53.679	1:14.982	40.461	85.7	4:49.122	
2	1	2:37.648	47.087	1:09.347	41.214	159.9	7:26.770	
3	1	2:32.550	44.590	1:09.339	38.621	165.3	9:59.320	
4	1	2:27.970	42.851	1:07.312	37.807	170.4	12:27.290	
5	1	3:44.533 B	42.244	1:28.484	1:33.805	112.3	16:11.823	
6	1	15:37.138	...	1:22.823	42.327	26.9	31:48.961	
7	1	2:39.950	45.337	1:14.052	40.561	157.6	34:28.911	



SUPERCAR CHALLENGE/GT&PROTO

SPA RACING FESTIVAL

Free Practice 2

Sector Analysis

— Invalidated Lap ■ Personal Best ■ Session Best ■ Crossing the pit lane

Lap	D	Time	Sector 1	Sector 2	Sector 3	Kph	Elapsed	Lap	D	Time	Sector 1	Sector 2	Sector 3	Kph	Elapsed
8	1	2:37.243	44.714	1:12.511	40.018	160.4	37:06.154	11	1	2:30.795	41.965	1:10.831	37.999	167.2	41:49.349
9	1	2:33.380	43.342	1:11.090	38.948	164.4	39:39.534	202 Febo Racing Team Hyundai i30N TCR							
10	1	2:33.222	43.446	1:10.049	39.727	164.6	42:12.756	1.Dennis DE BORST 2.Stan VAN OORD							

190 Koopman Racing BMW Z4 GT3							
1.Hein KOOPMAN GT							
1	1	4:34.748	2:26.526	1:21.015	47.207	90.2	4:34.748
2	1	2:47.246	45.939	1:18.599	42.708	150.8	7:21.994
3	1	2:39.998	44.639	1:14.697	40.662	157.6	10:01.992
4	1	2:36.271	43.602	1:12.493	40.176	161.3	12:38.263
5	1	3:48.214 B	43.333	1:35.978	1:28.903	110.5	16:26.477
6	1	15:50.161	...	1:15.255	42.203	26.5	32:16.638
7	1	2:40.348	46.289	1:12.952	41.107	157.2	34:56.986
8	1	2:36.948	44.134	1:12.671	40.143	160.7	37:33.934
9	1	2:35.402	43.736	1:12.420	39.246	162.3	40:09.336

191 Koopman Racing BMW Z4 GT3							
1.Peter POSAVAC GT							
1	1	4:05.622	1:51.445	1:28.941	45.236	100.9	4:05.622
2	1	2:55.475 B	46.973	1:18.500	50.002	143.7	7:01.097
3	1	4:31.644	2:36.931	1:13.946	40.767	92.8	11:32.741
4	1	3:01.501 B	44.161	1:12.748	1:04.592	138.9	14:34.242
5	1	17:33.432	...	1:15.120	40.895	23.9	32:07.674
6	1	2:43.655	45.675	1:16.787	41.193	154.1	34:51.329
7	1	2:38.306	44.904	1:13.380	40.022	159.3	37:29.635
8	1	2:39.482	44.595	1:14.823	40.064	158.1	40:09.117

193 Koopman Racing BMW M6 GT3							
1.Nicky CATSBURG GT							
2.Bart ARENSEN							
1	1	3:49.665	1:49.271	1:18.818	41.576	107.9	3:49.665
2	1	2:39.555	47.308	1:13.721	38.526	158.0	6:29.220
3	1	2:30.449	43.304	1:09.314	37.831	167.6	8:59.669
4	1	2:29.112	41.572	1:09.068	38.472	169.1	11:28.781
5	1	2:49.000 B	41.304	1:08.328	59.368	149.2	14:17.781
6	1	17:38.767	...	1:16.433	40.441	23.8	31:56.548
7	1	2:33.084	42.292	1:10.726	40.066	164.7	34:29.632
8	1	2:30.930	43.945	1:09.029	37.956	167.1	37:00.562
9	1	2:26.722	41.870	1:07.663	37.189	171.8	39:27.284
10	1	2:26.003	41.218	1:07.894	36.891	172.7	41:53.287

199 PG Motorsport Porsche 991 GT3 Cup							
1.Erol ERTAN GT							
2.Sebastian FREYMUTH							
1	1	3:19.212	1:16.283	1:19.756	43.173	124.4	3:19.212
2	1	2:38.923	44.122	1:14.164	40.637	158.7	5:58.135
3	1	2:33.885	43.315	1:11.365	39.205	163.9	8:32.020
4	1	2:34.100	42.752	1:11.462	39.886	163.6	11:06.120
5	1	2:32.827	43.287	1:10.699	38.841	165.0	13:38.947
6	1	4:20.040 B	1:13.844	1:40.381	1:25.815	97.0	17:58.987
7	1	13:43.285	...	1:16.912	38.830	30.6	31:42.272
8	1	2:35.002	44.494	1:11.771	38.737	162.7	34:17.274
9	1	2:31.287	42.961	1:10.124	38.202	166.7	36:48.561
10	1	2:29.993	42.049	1:09.934	38.010	168.1	39:18.554


202 Febo Racing Team Hyundai i30N TCR							
1.Dennis DE BORST							
2.Stan VAN OORD							
1	1	3:10.730	1:02.339	1:24.657	43.734	129.9	3:10.730
2	1	3:00.922 B	48.132	1:22.674	50.116	139.4	6:11.652
3	1	4:08.186	2:11.203	1:16.228	40.755	101.6	10:19.838
4	1	2:57.272 B	44.920	1:16.780	55.572	142.2	13:17.110
5	1	18:05.226	...	1:16.148	40.751	23.2	31:22.336
6	1	2:33.667	44.261	1:09.958	39.448	164.1	33:56.003
7	1	3:35.928 B	43.826	1:20.690	1:31.412	116.8	37:31.931

209 Dams Racing BMW M4 GT4							
1.Andy DAM							
1	1	5:40.247	3:23.703	1:29.237	47.307	72.8	5:40.247
2	1	2:46.813	46.534	1:18.683	41.596	151.2	8:27.060
3	1	2:42.192	46.330	1:15.000	40.862	155.5	11:09.252
4	1	2:59.124 B	46.830	1:17.304	54.990	140.8	14:08.376
5	1	5:50.365 B	72.0	19:58.741
6	1	3:59.958 B	105.1	23:58.699
7	1	8:41.798	6:34.385	1:25.819	41.594	48.3	32:40.497
8	1	2:40.224	44.604	1:14.401	41.219	157.4	35:20.721
9	1	2:37.542	44.390	1:13.214	39.938	160.0	37:58.263
10	1	2:41.906	46.941	1:13.983	40.982	155.7	40:40.169

211 Racing Team Tappel BMW Z4 Zilhouette							
1.Henk TAPPEL							
1	1	4:34.132	2:15.323	1:29.529	49.280	90.4	4:34.132
2	1	2:50.714	47.824	1:18.458	44.432	147.7	7:24.846
3	1	2:46.120	47.427	1:17.489	41.204	151.8	10:10.966
4	1	2:41.817	46.587	1:14.236	40.994	155.8	12:52.783
5	1	3:37.215 B	46.893	1:21.026	1:29.296	116.1	16:29.998
6	1	15:40.130	...	1:16.273	41.854	26.8	32:10.128
7	1	2:43.437	46.641	1:14.847	41.949	154.3	34:53.565
8	1	2:41.560	46.547	1:13.237	41.776	156.1	37:35.125
9	1	2:39.918	45.815	1:12.942	41.161	157.7	40:15.043

233 MWR Racing BMW E46 M3							
1.Remco DE BEUS							
1	1	3:35.356	1:35.402	1:18.416	41.538	115.0	3:35.356
2	1	2:38.553	45.160	1:13.222	40.171	159.0	6:13.909
3	1	2:36.181	44.565	1:11.665	39.951	161.4	8:50.090
4	1	2:44.288 B	44.593	1:12.056	47.639	153.5	11:34.378
5	1	19:45.982	...	1:19.679	42.547	21.3	31:20.360
6	1	2:43.354	46.732	1:15.106	41.516	154.4	34:03.714
7	1	2:41.124	46.416	1:13.271	41.437	156.5	36:44.838
8	1	2:41.074	45.830	1:14.049	41.195	156.5	39:25.912

245 Harders Plaza BMW E90							
1.Robert VAN DE BERG							
2.Benjamin VAN DEN BERG							
1	1	3:01.307	1:00.830	1:18.315	42.162	136.6	3:01.307



SUPERCAR CHALLENGE/GT&PROTO

SPA RACING FESTIVAL

Free Practice 2

Sector Analysis

— Invalidated Lap ■ Personal Best ■ Session Best B Crossing the pit lane

Lap	D	Time	Sector 1	Sector 2	Sector 3	Kph	Elapsed	Lap	D	Time	Sector 1	Sector 2	Sector 3	Kph	Elapsed		
2	1	2:35.606	44.538	1:11.774	39.294	162.0	5:36.913	4	1	2:44.885	46.451	1:16.325	42.109	152.9	12:55.580		
3	1	2:34.482	43.960	1:10.210	40.312	163.2	8:11.395	5	1	3:43.101 B	48.076	1:26.513	1:28.512	113.0	16:38.681		
4	1	2:33.095	44.229	1:09.713	39.153	164.7	10:44.490	6	1	15:53.363	...	1:19.519	42.002	26.4	32:32.044		
5	1	2:33.432	43.517	1:10.108	39.807	164.3	13:17.922	7	1	2:46.318	48.278	1:16.377	41.663	151.6	35:18.362		
6	1	4:00.343 B	1:15.050	1:27.836	1:17.457	104.9	17:18.265	8	1	2:42.534	46.854	1:14.801	40.879	155.1	38:00.896		
7	1	14:05.777	...	1:18.054	41.475	29.8	31:24.042	9	1	2:47.146	47.279	1:17.841	42.026	150.9	40:48.042		
8	1	2:36.889	44.800	1:11.749	40.340	160.7	34:00.931								311	DRDO	BMW E46 M3
9	1	2:34.532	44.294	1:10.690	39.548	163.2	36:35.463								1.Han KIRCHHOFF	SS2	
10	1	2:35.117	44.352	1:11.144	39.621	162.5	39:10.580										
11	1	2:37.221	44.315	1:11.754	41.152	160.4	41:47.801										

246		Euro Autosport		BMW E92 M3			
		1.Ruud OLIJ		SS1			
		2.Donald MOLENAAR					
1	1	3:18.660	1:12.681	1:22.861	43.118	124.7	3:18.660
2	1	2:42.217	47.133	1:13.762	41.322	155.4	6:00.877
3	1	2:36.740	44.994	1:11.749	39.997	160.9	8:37.617
4	1	2:47.513 B	44.305	1:11.280	51.928	150.5	11:25.130
5	1	20:22.860	...	1:18.319	41.591	20.6	31:47.990
6	1	2:39.219	45.929	1:12.849	40.441	158.4	34:27.209
7	1	2:36.732	44.787	1:11.554	40.391	160.9	37:03.941
8	1	2:49.004	44.718	1:12.592	51.694	149.2	39:52.945
9	1	3:03.897 B	48.218	1:19.074	56.605	137.1	42:56.842

280		JDK/BMS Motorsport		Audi RS3 TCR			
		1.Michael DE KEERSEMAECX		SS1			
1	1	5:28.753	3:19.579	1:25.042	44.132	75.4	5:28.753
2	1	2:43.875	47.734	1:15.345	40.796	153.9	8:12.628
3	1	2:42.200	46.142	1:15.903	40.155	155.5	10:54.828
4	1	2:36.794	45.111	1:11.825	39.858	160.8	13:31.622
5	1	4:23.396 B	1:17.412	1:41.773	1:24.211	95.7	17:55.018
6	1	14:50.095	...	1:31.629	43.959	28.3	32:45.113
7	1	2:41.687	48.002	1:13.440	40.245	155.9	35:26.800
8	1	2:38.392	45.743	1:13.034	39.615	159.2	38:05.192
9	1	2:38.325	45.172	1:12.828	40.325	159.3	40:43.517

305		Johan Kraan Motorsport		Radical SR1			
		1.Robin GREENHALGH		SS2			
		2.Jerome GREENHALGH					
1	1	4:06.270	2:04.994	1:16.934	44.342	100.6	4:06.270
2	1	2:43.485	47.539	1:14.301	41.645	154.2	6:49.755
3	1	2:44.543	48.006	1:14.092	42.445	153.2	9:34.298
4	1	2:43.391	47.443	1:14.220	41.728	154.3	12:17.689
5	1	3:51.971 B	47.819	1:31.944	1:32.208	108.7	16:09.660
6	1	16:46.197	...	1:14.350	41.789	25.1	32:55.857
7	1	2:46.227	49.557	1:14.679	41.991	151.7	35:42.084
8	1	2:43.865	47.397	1:14.523	41.945	153.9	38:25.949
9	1	2:43.882	47.740	1:14.707	41.435	153.9	41:09.831


309		Dayvtec		BMW M240i			
		1.André SEINEN		SS2			
1	1	4:33.103	2:15.502	1:30.162	47.439	90.7	4:33.103
2	1	2:51.405	47.736	1:19.167	44.502	147.1	7:24.508
3	1	2:46.187	47.148	1:17.284	41.755	151.7	10:10.695

311		DRDO		BMW E46 M3			
		1.Han KIRCHHOFF		SS2			
1	1	4:08.211	1:52.154	1:28.763	47.294	99.8	4:08.211
2	1	2:55.743	50.164	1:19.978	45.601	143.5	7:03.954
3	1	2:53.614	49.648	1:19.556	44.410	145.2	9:57.568
4	1	3:00.549 B	49.644	1:17.833	53.072	139.7	12:58.117
5	1	18:43.621	...	1:21.636	43.567	22.4	31:41.738
6	1	2:52.524	49.409	1:19.390	43.725	146.1	34:34.262
7	1	2:52.152	49.075	1:18.763	44.314	146.5	37:26.414
8	1	2:51.418	48.935	1:18.135	44.348	147.1	40:17.832

341		DRDO		BMW E46 M3			
		1.Dennis VAN DER LINDEN		SS2			
1	1	6:04.274	3:40.103	1:33.646	50.525	68.0	6:04.274
2	1	3:03.665	52.853	1:23.612	47.200	137.3	9:07.939
3	1	2:56.258	49.754	1:20.715	45.789	143.1	12:04.197
4	1	16:33.451 B	50.879	1:27.077	...	25.4	28:37.648
5	1	3:53.416	1:42.864	1:24.687	45.865	108.0	32:31.064
6	1	2:58.447	51.992	1:21.003	45.452	141.3	35:29.511
7	1	2:56.595	50.096	1:21.410	45.089	142.8	38:26.106
8	1	2:55.833	50.760	1:20.676	44.397	143.4	41:21.939

342		DRDO		BMW E46 M3			
		1.Peter KOELEWIJN		SS2			
1	1	9:54.028	...	43.260	41.7	9:54.028	
2	1	3:08.817 B	49.347	1:20.182	59.288	133.5	13:02.845
3	1	19:17.589	...	1:36.896	53.626	21.8	32:20.434
4	1	3:02.393	52.752	1:22.446	47.195	138.2	35:22.827
5	1	2:50.355	48.868	1:18.696	42.791	148.0	38:13.182
6	1	2:51.258	48.868	1:18.221	44.169	147.2	41:04.440

343		DRDO		BMW E46 M3			
		1.Han WANNET		SS2			
1	1	3:26.135	1:05.686	1:31.628	48.821	120.2	3:26.135
2	1	2:58.127	51.109	1:21.867	45.151	141.6	6:24.262
3	1	2:56.325	50.159	1:21.259	44.907	143.0	9:20.587
4	1	2:57.204	49.449	1:22.486	45.269	142.3	12:17.791
5	1	3:58.065 B	49.265	1:35.448	1:33.352	105.9	16:15.856
6	1	15:46.359	...	1:22.383	45.082	26.6	32:02.215
7	1	2:59.264	50.436	1:23.020	45.808	140.7	35:01.479
8	1	2:55.007	49.210	1:20.852	44.945	144.1	37:56.486
9	1	3:00.774	51.477	1:23.058	46.239	139.5	40:57.260



SUPERCAR CHALLENGE/GT&PROTO


SPA RACING FESTIVAL

Free Practice 2

Sector Analysis

— Invalidated Lap ■ Personal Best ■ Session Best B Crossing the pit lane

Lap	D	Time	Sector 1	Sector 2	Sector 3	Kph	Elapsed	Lap	D	Time	Sector 1	Sector 2	Sector 3	Kph	Elapsed
345	DRDO 1.Wessel SANDKUIJL BMW E46 M3 SS2							8	1	2:50.919	49.732	1:17.679	43.508	147.5	38:50.448
	9	1	2:51.229	49.535	1:17.795	43.899	147.3	41:41.677							
	1	1	3:24.800	1:06.952	1:31.164	46.684	121.0	3:24.800							
	2	1	2:54.824	49.647	1:20.527	44.650	144.2	6:19.624							
	3	1	2:52.664	49.246	1:18.610	44.808	146.0	9:12.288							
	4	1	2:52.310	48.776	1:18.604	44.930	146.3	12:04.598							
	5	1	3:31.299 B	49.108	1:27.025	1:15.166	119.3	15:35.897							
	6	1	16:24.600	...	1:21.683	45.035	25.6	32:00.497							
	7	1	2:55.663	50.059	1:20.107	45.497	143.5	34:56.160							
	8	1	2:53.680	50.412	1:19.124	44.144	145.2	37:49.840							
9	1	2:53.451	49.777	1:19.351	44.323	145.4	40:43.291								
370	Protasov Racing 1.Leonid PROTASOV Volkswagen Golf TCR SS2							8	1	2:58.790	52.323	1:20.624	45.843	141.0	38:12.693
	9	1	3:00.294	52.345	1:21.577	46.372	139.9	41:12.987							
	1	1	34:46.480	...	1:32.886	50.614	11.9	34:46.480							
2	1	3:01.063	50.802	1:24.584	45.677	139.3	37:47.543								
373	Daytec 1.Bart DROST BMW M240i SS2							1	1	3:46.281	1:38.982	1:20.571	46.728	109.5	3:46.281
	2	1	2:53.086	51.316	1:16.883	44.887	145.7	6:39.367							
	3	1	2:51.700	50.588	1:17.269	43.843	146.9	9:31.067							
	4	1	2:52.519	50.563	1:16.558	45.398	146.2	12:23.586							
	5	1	3:55.188 B	50.414	1:31.651	1:33.123	107.2	16:18.774							
	6	1	15:48.958	...	1:19.557	45.624	26.6	32:07.732							
	7	1	2:54.161	52.055	1:17.222	44.884	144.8	35:01.893							
	8	1	2:52.161	49.805	1:18.135	44.221	146.5	37:54.054							
	9	1	2:51.708	50.549	1:17.037	44.122	146.8	40:45.762							
	9	1	2:46.036	46.658	1:16.772	42.606	151.9	40:54.383							
381	Emmerschroot Racingteam 1.Bernard BLAAK 2.Lars BLAAK Zilhouette SS2							1	1	3:47.600	1:42.179	1:19.627	45.794	108.9	3:47.600
	2	1	2:52.594	51.225	1:16.208	45.161	146.1	6:40.194							
	3	1	2:51.358	49.886	1:16.722	44.750	147.1	9:31.552							
	4	1	2:52.555	50.539	1:16.904	45.112	146.1	12:24.107							
	5	1	3:57.563 B	50.163	1:31.981	1:35.419	106.1	16:21.670							
	6	1	15:50.743	...	1:19.528	45.910	26.5	32:12.413							
	7	1	2:53.684	51.959	1:17.179	44.546	145.2	35:06.097							
	8	1	2:50.565	50.734	1:15.796	44.035	147.8	37:56.662							
	9	1	2:50.096	50.296	1:16.028	43.772	148.2	40:46.758							
	9	1	2:46.036	46.658	1:16.772	42.606	151.9	40:54.383							
401	Traxx Racing Team 1.Chris VOET 2.Bart VAN DENBROECK Peugeot RCZ Cup SPORT							1	1	4:24.198	2:08.473	1:28.338	47.387	93.8	4:24.198
	2	1	3:02.812	51.946	1:24.920	45.946	137.9	7:27.010							
	3	1	2:59.950	53.719	1:20.479	45.752	140.1	10:26.960							
	4	1	2:59.119	51.803	1:20.213	47.103	140.8	13:26.079							
	5	1	4:26.318 B	1:21.214	1:42.346	1:22.758	94.7	17:52.397							
	6	1	14:58.778	...	1:24.098	46.994	28.1	32:51.175							
	7	1	3:08.687	56.960	1:22.037	49.690	133.6	35:59.862							
	8	1	3:04.380	54.534	1:22.116	47.730	136.8	39:04.242							
	9	1	3:20.803 B	54.528	1:22.851	1:03.424	125.6	42:25.045							
	7	1	2:53.400	51.422	1:17.730	44.248	145.4	35:59.529							
403	Zilhouette Racing 1.David EMAAR Zilhouette SPORT							1	1	4:21.390	2:07.813	1:26.053	47.524	94.8	4:21.390
	2	1	3:02.113	53.225	1:22.078	46.810	138.5	7:23.503							
	3	1	3:00.120	53.097	1:21.160	45.863	140.0	10:23.623							
	4	1	3:01.819	52.785	1:21.371	47.663	138.7	13:25.442							
	5	1	4:19.046 B	1:19.528	1:42.459	1:17.059	97.3	17:44.488							
	6	1	14:30.059	...	1:22.809	46.147	29.0	32:14.547							
	7	1	2:59.356	53.149	1:20.451	45.756	140.6	35:13.903							
	8	1	2:58.790	52.323	1:20.624	45.843	141.0	38:12.693							
	9	1	3:00.294	52.345	1:21.577	46.372	139.9	41:12.987							
	9	1	2:53.451	49.777	1:19.351	44.323	145.4	40:43.291							
410	MW-Racingteam 1.Mark WIERINGA Zilhouette SPORT							1	1	3:46.281	1:38.982	1:20.571	46.728	109.5	3:46.281
	2	1	2:53.086	51.316	1:16.883	44.887	145.7	6:39.367							
	3	1	2:51.700	50.588	1:17.269	43.843	146.9	9:31.067							
	4	1	2:52.519	50.563	1:16.558	45.398	146.2	12:23.586							
	5	1	3:55.188 B	50.414	1:31.651	1:33.123	107.2	16:18.774							
	6	1	15:48.958	...	1:19.557	45.624	26.6	32:07.732							
	7	1	2:54.161	52.055	1:17.222	44.884	144.8	35:01.893							
	8	1	2:52.161	49.805	1:18.135	44.221	146.5	37:54.054							
	9	1	2:51.708	50.549	1:17.037	44.122	146.8	40:45.762							
	9	1	2:46.036	46.658	1:16.772	42.606	151.9	40:54.383							
461	Zilhouette Racing 1.Mark JOBST Zilhouette SPORT							1	1	3:47.600	1:42.179	1:19.627	45.794	108.9	3:47.600
	2	1	2:52.594	51.225	1:16.208	45.161	146.1	6:40.194							
	3	1	2:51.358	49.886	1:16.722	44.750	147.1	9:31.552							
	4	1	2:52.555	50.539	1:16.904	45.112	146.1	12:24.107							
	5	1	3:57.563 B	50.163	1:31.981	1:35.419	106.1	16:21.670							
	6	1	15:50.743	...	1:19.528	45.910	26.5	32:12.413							
	7	1	2:53.684	51.959	1:17.179	44.546	145.2	35:06.097							
	8	1	2:50.565	50.734	1:15.796	44.035	147.8	37:56.662							
	9	1	2:50.096	50.296	1:16.028	43.772	148.2	40:46.758							
	9	1	2:46.036	46.658	1:16.772	42.606	151.9	40:54.383							
472	DRDO 1.Pim KIEVIT Volkswagen Golf Gti SPORT							1	1	4:24.198	2:08.473	1:28.338	47.387	93.8	4:24.198
	2	1	3:02.812	51.946	1:24.920	45.946	137.9	7:27.010							
	3	1	2:59.950	53.719	1:20.479	45.752	140.1	10:26.960							
	4	1	2:59.119	51.803	1:20.213	47.103	140.8	13:26.079							
	5	1	4:26.318 B	1:21.214	1:42.346	1:22.758	94.7	17:52.397							
	6	1	14:58.778	...	1:24.098	46.994	28.1	32:51.175							
	7	1	3:08.687	56.960	1:22.037	49.690	133.6	35:59.862							
	8	1	3:04.380	54.534	1:22.116	47.730	136.8	39:04.242							
	9	1	3:20.803 B	54.528	1:22.851	1:03.424	125.6	42:25.045							
	7	1	2:53.400	51.422	1:17.730	44.248	145.4	35:59.529							



SUPERCAR CHALLENGE/GT&PROTO

SPA RACING FESTIVAL

Free Practice 2

Sector Analysis

— Invalidated Lap ■ Personal Best ■ Session Best B Crossing the pit lane

Lap	D	Time	Sector 1	Sector 2	Sector 3	Kph	Elapsed	Lap	D	Time	Sector 1	Sector 2	Sector 3	Kph	Elapsed			
490	Bas Koeten Racing 1. Bas BARENBRUG							BMW E36 M3 SPORT	6	1	4:11.879	B	1:04.855	1:36.717	1:30.307	100.1	18:07.194	
	7	1	13:05.670	...	1:10.346	38.360	32.1		31:12.864									
	8	1	2:25.564	43.185	1:05.549	36.830	173.2		33:38.428									
	9	1	2:26.948	43.999	1:06.061	36.888	171.6		36:05.376									
	10	1	2:26.260	42.613	1:06.282	37.365	172.4		38:31.636									
	11	1	2:30.298	43.036	1:10.099	37.163	167.8		41:01.934									
	1	1	4:51.755	B	2:14.706	1:29.578	1:07.471		84.9	4:51.755								
	2	1	6:13.912	4:05.582	1:22.146	46.184	67.4		11:05.667									
498	Hoekstra/de Jong Racingteam 1. Jack HOEKSTRA 2. Pieter DE JONG							Zilhouette SPORT	1	1	4:17.801	2:06.755	1:25.023	46.023	96.1	4:17.801		
	2	1	2:55.772	51.855	1:18.553	45.364	143.4		7:13.573									
	3	1	2:53.761	50.682	1:18.204	44.875	145.1		10:07.334									
	4	1	2:54.407	50.752	1:17.469	46.186	144.6		13:01.741									
	5	1	3:40.418	B	59.418	1:21.052	1:19.948		114.4	16:42.159								
	6	1	15:17.614	...	1:21.643	45.989	27.5		31:59.773									
	7	1	2:57.367	52.426	1:18.822	46.119	142.2		34:57.140									
	8	1	2:54.761	51.560	1:18.228	44.973	144.3		37:51.901									
521	EDEKA Aschoff Racing 1. Max ASCHOFF							Ginetta Nissan G58 LMP3	1	1	4:42.110	2:46.473	1:13.866	41.771	87.8	4:42.110		
	2	1	2:57.513	B	46.135	1:15.090	56.288		142.0	7:39.623								
	3	1	4:25.452	2:39.251	1:09.413	36.788	95.0		12:05.075									
	4	1	2:42.882	B	40.310	1:06.584	55.988		154.8	14:47.957								
	5	1	16:22.704	...	1:10.645	36.857	25.7		31:10.661									
	6	1	2:23.833	41.423	1:06.529	35.881	175.3		33:34.494									
	7	1	2:22.411	40.395	1:05.766	36.250	177.1		35:56.905									
	8	1	2:24.487	42.211	1:05.886	36.390	174.5		38:21.392									
593	BE Motorsport 1. Javier IBRAN PARDO							Ligier JS P3 LMP3	1	1	3:02.468	1:09.106	1:14.191	39.171	135.8	3:02.468		
	2	1	2:30.608	43.057	1:10.769	36.782	167.4		5:33.076									
	3	1	2:28.055	42.113	1:08.205	37.737	170.3		8:01.131									
	4	1	2:26.291	41.602	1:08.083	36.606	172.4		10:27.422									
	5	1	2:26.778	41.055	1:08.393	37.330	171.8		12:54.200									
	6	1	14:41.071	B	...	28.6	27:35.271											
	1	1	4:13.186	2:16.009	1:16.670	40.507	97.9		4:13.186									
	2	1	2:25.471	42.945	1:05.305	37.221	173.3		6:38.657									
610	Deldiche Racing 1. Thomas PIESSENS 2. Tim VERBERGT							Norma M20FC CN	3	1	2:27.078	40.624	1:08.385	38.069	171.4	9:05.735		
	4	1	2:21.999	40.588	1:04.734	36.677	177.6		11:27.734									
	5	1	2:27.581	40.297	1:08.615	38.669	170.8		13:55.315									
	614	BS Racing 1. Alain BERG							Norma M20FC CN	1	1	3:17.335	1:19.694	1:17.204	40.437	125.5	3:17.335	
		2	1	2:28.690	43.191	1:07.777	37.722			169.6	5:46.025							
		3	1	2:29.153	43.989	1:07.198	37.966			169.0	8:15.178							
		4	1	2:34.343	43.382	1:13.225	37.736			163.4	10:49.521							
		5	1	2:33.483	42.832	1:07.449	43.202			164.3	13:23.004							
6		1	3:42.644	B	1:05.455	1:30.131	1:07.058	113.2		17:05.648								
7		1	14:21.484	...	1:11.974	39.421	29.3	31:27.132										
8		1	2:32.441	44.796	1:08.972	38.673	165.4	33:59.573										
750	DOMEC Racing 1. Martin LUCAS							Radical SR3 RADICAL	1	1	3:19.506	1:18.741	1:18.716	42.049	124.2	3:19.506		
	2	1	2:35.720	45.095	1:10.822	39.803	161.9		5:55.226									
	3	1	2:32.152	44.620	1:07.942	39.590	165.7		8:27.378									
	4	1	2:33.689	44.733	1:08.471	40.485	164.1		11:01.067									
	5	1	2:32.213	44.755	1:07.899	39.559	165.7		13:33.280									
	6	1	4:24.078	B	1:16.578	1:41.958	1:25.542		95.5	17:57.358								
	7	1	13:51.998	...	1:22.152	42.272	30.3		31:49.356									
	8	1	2:40.730	47.069	1:12.353	41.308	156.9		34:30.086									
777	Xwift Racing 1. Bart VINGERHOEDT 2. Matthijs WOUTERS							Radical SR3 RADICAL	1	1	4:38.029	2:16.778	1:29.973	51.278	89.1	4:38.029		
	2	1	3:29.704	1:22.500	1:22.294	44.910	120.2		8:07.733									
	3	1	2:59.400	50.329	1:22.187	46.884	140.5		11:07.133									
	4	1	3:14.839	B	50.757	1:22.208	1:01.874		129.4	14:21.972								
	5	1	17:17.411	...	1:19.691	43.996	24.3		31:39.383									
	6	1	2:47.246	48.995	1:15.528	42.723	150.8		34:26.629									
	7	1	2:46.262	48.790	1:14.752	42.720	151.7		37:12.891									
	8	1	2:44.727	48.072	1:13.296	43.359	153.1		39:57.618									
9	1	2:56.409	51.008	1:18.816	46.585	142.9	42:54.027											