

SUPERCAR CHALLENGE/GT&PROTO


SPA RACING FESTIVAL

Qualifying 1

Sector Analysis

— Invalidated Lap ■ Personal Best ■ Session Best ■ Crossing the pit lane

Lap D	Time	Sector 1	Sector 2	Sector 3	Kph	Elapsed	Lap D	Time	Sector 1	Sector 2	Sector 3	Kph	Elapsed	
106	BODA Racing 1. Bob HERBER GT						Lamborghini Super Trofeo							
	7 1	3:54.394	2:05.497	1:09.591	39.306	107.6	20:05.237							
	1 1	3:21.779	1:11.757	1:26.659	43.363	122.8	3:21.779							
	2 1	2:31.685	42.650	1:11.207	37.828	166.2	5:53.464							
	3 1	2:27.765	41.636	1:08.881	37.248	170.6	8:21.229							
	4 1	2:26.311	41.002	1:07.949	37.360	172.3	10:47.540							
	5 1	2:34.633 B	40.689	1:09.169	44.775	163.1	13:22.173							
	6 1	4:19.759	2:14.740	1:24.601	40.418	97.1	17:41.932							
7 1	2:43.522 B	41.857	1:13.233	48.432	154.2	20:25.454								
108	JR Motorsport 1. Ted VAN VLIET GT						BMW M6 GT3							
	1 1	4:47.249	2:56.935	1:10.831	39.483	86.2	4:47.249							
	2 1	2:35.557	44.977	1:10.059	40.521	162.1	7:22.806							
	3 1	2:31.979	42.440	1:10.680	38.859	165.9	9:54.785							
	4 1	2:34.774	42.985	1:12.199	39.590	162.9	12:29.559							
	5 1	2:30.940	42.848	1:08.922	39.170	167.0	15:00.499							
	6 1	2:29.406	41.983	1:08.511	38.912	168.8	17:29.905							
	7 1	2:32.585	42.608	1:09.060	40.917	165.2	20:02.490							
109	Koopman Racing 1. Hein KOOPMAN GT						BMW Z4 GT3							
	1 1	4:39.066	2:30.403	1:24.502	44.161	88.8	4:39.066							
	2 1	2:39.677	44.394	1:14.459	40.824	157.9	7:18.743							
	110	Koopman Racing 1. Peter POSAVAC GT						BMW Z4 GT3						
		1 1	3:27.968	1:17.892	1:25.085	44.991	119.1	3:27.968						
		2 1	2:34.664	44.042	1:11.988	38.634	163.0	6:02.632						
		3 1	2:31.294	42.480	1:10.403	38.411	166.7	8:33.926						
		4 1	2:32.868	43.242	1:10.787	38.839	164.9	11:06.794						
5 1		2:31.307	42.664	1:10.015	38.628	166.6	13:38.101							
6 1		2:32.913	42.934	1:10.314	39.665	164.9	16:11.014							
7 1		2:30.047	42.660	1:09.181	38.206	168.0	18:41.061							
8 1	2:30.226	42.146	1:09.814	38.266	167.8	21:11.287								
111	Zilhouette Racing 1. Max TUBBEN GT						BMW Z4 GT Silhouette							
	1 1	3:20.656	1:29.423	1:13.076	38.157	123.5	3:20.656							
	2 1	2:21.914	40.578	1:05.554	35.782	177.7	5:42.570							
	3 1	2:19.964	39.948	1:04.394	35.622	180.1	8:02.534							
	4 1	2:35.576 B	39.577	1:08.577	47.422	162.1	10:38.110							
	112	PG Motorsport 1. Erol ERTAN 2. Sebastian FREYMUTH GT						Porsche 991 GT3 Cup						
		1 1	3:32.521	1:27.446	1:20.113	44.962	116.6	3:32.521						
		2 1	2:41.811	48.738	1:12.802	40.271	155.8	6:14.332						
3 1		2:31.890	43.005	1:10.309	38.576	166.0	8:46.222							
4 1		2:32.226	43.069	1:10.301	38.856	165.6	11:18.448							
5 1		2:31.786	42.619	1:09.783	39.384	166.1	13:50.234							
6 1		2:48.724	42.844	1:18.483	47.397	149.4	16:38.958							
7 1		2:41.415 B	42.965	1:10.040	48.410	156.2	19:20.373							
113	Speedlover 1. Jean-Pierre VERHOEVEN 2. Jaxon VERHOEVEN GT						Porsche 991 GT3 Cup							
	1 1	3:28.210	1:22.362	1:22.031	43.817	119.0	3:28.210							
	2 1	2:33.123	43.799	1:11.331	37.993	164.7	6:01.333							
	3 1	2:29.369	41.583	1:09.057	38.729	168.8	8:30.702							
	4 1	2:27.949	41.621	1:08.672	37.656	170.4	10:58.651							
	5 1	2:43.916	42.915	1:14.722	46.279	153.8	13:42.567							
	6 1	2:30.794	41.587	1:10.924	38.283	167.2	16:13.361							
	7 1	2:37.300	41.444	1:13.421	42.435	160.3	18:50.661							
8 1	2:28.215	41.474	1:08.214	38.527	170.1	21:18.876								
114	DOMEC Racing 1. Patrick ENGELEN 2. Steve BROOKS GT						Radical RXC							
	1 1	2:52.539	58.232	1:15.070	39.237	143.6	2:52.539							
	2 1	2:31.000	44.083	1:08.616	38.301	167.0	5:23.539							
	3 1	2:28.626	42.179	1:08.161	38.286	169.6	7:52.165							
	4 1	2:35.453	41.955	1:14.570	38.928	162.2	10:27.618							
	5 1	2:33.436	42.167	1:11.229	40.040	164.3	13:01.054							
	6 1	3:09.789 B	42.106	1:29.182	58.501	132.9	16:10.843							
	115	Febo Racing Team 1. Dennis DE BORST 2. Stan VAN OORD SS1						Hyundai i30N TCR						
1 1		2:59.092	58.821	1:17.642	42.629	138.3	2:59.092							
2 1		2:31.157	43.437	1:08.550	39.170	166.8	5:30.249							
3 1		2:30.616	43.302	1:08.313	39.001	167.4	8:00.865							
4 1		2:50.186	45.992	1:16.963	47.231	148.2	10:51.051							
5 1		2:34.817	43.185	1:11.453	40.179	162.9	13:25.868							
6 1		2:40.842 B	43.151	1:08.847	48.844	156.8	16:06.710							
116		Dams Racing 1. Andy DAM SS1						BMW M4 GT4						
	1 1	4:35.877	2:00.721	1:44.825	50.331	89.8	4:35.877							
	2 1	2:40.886	45.008	1:14.832	41.046	156.7	7:16.763							
	3 1	2:36.775	44.349	1:12.578	39.848	160.8	9:53.538							



SUPERCAR CHALLENGE/GT&PROTO

SPA RACING FESTIVAL

Qualifying 1

Sector Analysis

— Invalidated Lap ■ Personal Best ■ Session Best B Crossing the pit lane

Lap	D	Time	Sector 1	Sector 2	Sector 3	Kph	Elapsed	Lap	D	Time	Sector 1	Sector 2	Sector 3	Kph	Elapsed
4	1	2:37.668	44.134	1:13.575	39.959	159.9	12:31.206	3	1	2:37.757	45.426	1:11.705	40.626	159.8	10:55.624
5	1	2:35.780	43.778	1:12.332	39.670	161.9	15:06.986	4	1	2:41.316	46.229	1:12.632	42.455	156.3	13:36.940
6	1	2:36.138	44.298	1:11.441	40.399	161.5	17:43.124	5	1	3:11.986	44.289	1:31.094	56.603	131.3	16:48.926
7	1	2:53.202	46.781	1:22.376	44.045	145.6	20:36.326	6	1	2:35.271	44.675	1:11.125	39.471	162.4	19:24.197

211		Racing Team Tappel		BMW Z4 Zilhouette			
1.Henk TAPPEL		SS1					
1	1	3:10.512	1:10.904	1:17.517	42.091	130.0	3:10.512
2	1	2:41.947	45.628	1:13.796	42.523	155.7	5:52.459
3	1	2:39.580	45.871	1:12.522	41.187	158.0	8:32.039
4	1	2:37.924	45.718	1:11.826	40.380	159.7	11:09.963
5	1	2:49.227 B	47.758	1:12.605	48.864	149.0	13:59.190
6	1	4:05.237	2:12.977	1:11.863	40.397	102.8	18:04.427
7	1	2:38.510	46.042	1:12.077	40.391	159.1	20:42.937

233		MWR Racing		BMW E46 M3			
1.Remco DE BEUS		SS1					
1	1	4:10.816	1:56.804	1:28.443	45.569	98.8	4:10.816
2	1	2:43.989	46.507	1:15.993	41.489	153.8	6:54.805
3	1	2:41.317	45.604	1:13.868	41.845	156.3	9:36.122
4	1	2:39.367	45.222	1:13.144	41.001	158.2	12:15.489
5	1	2:40.463	45.065	1:13.858	41.540	157.1	14:55.952
6	1	2:49.946	45.144	1:15.204	49.598	148.4	17:45.898
7	1	2:51.373 B	45.149	1:13.980	52.244	147.1	20:37.271

245		Harders Plaza		BMW E90			
1.Robert VAN DE BERG		SS1					
2.Benjamin VAN DEN BERG							
1	1	3:01.957	54.815	1:21.375	45.767	136.2	3:01.957
2	1	2:35.346	44.504	1:10.225	40.617	162.3	5:37.303
3	1	2:35.944	45.623	1:10.868	39.453	161.7	8:13.247
4	1	2:31.639	43.430	1:09.212	38.997	166.3	10:44.886
5	1	2:32.332	43.812	1:09.720	38.800	165.5	13:17.218
6	1	2:38.405	46.503	1:12.058	39.844	159.2	15:55.623
7	1	2:32.453	43.215	1:09.720	39.518	165.4	18:28.076
8	1	2:33.918	44.676	1:09.636	39.606	163.8	21:01.994

246		Euro Autosport		BMW E92 M3			
1.Ruud OLIJ		SS1					
2.Donald MOLENAAR							
1	1	4:02.485	1:55.957	1:23.031	43.497	102.2	4:02.485
2	1	2:39.721	45.814	1:12.692	41.215	157.9	6:42.206
3	1	2:36.826	45.074	1:11.588	40.164	160.8	9:19.032
4	1	2:36.086	45.118	1:11.094	39.874	161.5	11:55.118
5	1	2:35.314	45.051	1:10.665	39.598	162.3	14:30.432
6	1	2:35.886	45.292	1:10.644	39.950	161.7	17:06.318
7	1	2:34.596	44.311	1:10.708	39.577	163.1	19:40.914
8	1	3:14.930 B	55.126	1:20.227	59.577	129.3	22:55.844

280		JDK/BMS Motorsport		Audi RS3 TCR			
1.Michael DE KEERSEMAEC		SS1					
1	1	5:36.369	3:31.226	1:22.158	42.985	73.7	5:36.369
2	1	2:41.498	46.922	1:14.280	40.296	156.1	8:17.867


305		Johan Kraan Motorsport		Radical SR1			
1.Robin GREENHALGH		SS2					
2.Jerome GREENHALGH							
1	1	3:00.462	54.885	1:22.857	42.720	137.3	3:00.462
2	1	2:37.643	46.517	1:10.706	40.420	159.9	5:38.105
3	1	2:36.988	45.984	1:10.663	40.341	160.6	8:15.093
4	1	2:37.619	45.733	1:11.121	40.765	160.0	10:52.712
5	1	2:36.271	45.581	1:09.482	41.208	161.3	13:28.983
6	1	2:37.702	46.208	1:10.987	40.507	159.9	16:06.685
7	1	2:36.165	45.278	1:10.331	40.556	161.5	18:42.850
8	1	2:45.885 B	45.572	1:09.780	50.533	152.0	21:28.735

309		Dayvtec		BMW M240i			
1.André SEINEN		SS2					
1	1	4:27.136	1:53.661	1:35.715	57.760	92.7	4:27.136
2	1	2:49.525	48.003	1:18.251	43.271	148.7	7:16.661
3	1	2:44.839	46.769	1:16.147	41.923	153.0	10:01.500
4	1	2:41.162	46.281	1:13.685	41.196	156.5	12:42.662
5	1	2:42.930	46.555	1:14.680	41.695	154.8	15:25.592
6	1	2:45.669	46.586	1:16.166	42.917	152.2	18:11.261
7	1	2:42.848	46.592	1:14.751	41.505	154.8	20:54.109

311		DRDO		BMW E46 M3			
1.Han KIRCHHOFF		SS2					
1	1	3:50.096	1:37.745	1:24.831	47.520	107.7	3:50.096
2	1	2:56.586	51.327	1:20.476	44.783	142.8	6:46.682
3	1	2:51.671	49.505	1:18.455	43.711	146.9	9:38.353
4	1	2:51.087	48.567	1:18.434	44.086	147.4	12:29.440
5	1	2:53.799	49.423	1:19.272	45.104	145.1	15:23.239
6	1	3:11.023 B	49.780	1:22.305	58.938	132.0	18:34.262

341		DRDO		BMW E46 M3			
1.Dennis VAN DER LINDEN		SS2					
1	1	5:41.608	3:12.652	1:37.458	51.498	72.5	5:41.608
2	1	3:04.890	53.906	1:24.900	46.084	136.4	8:46.498
3	1	2:52.359	49.645	1:18.434	44.280	146.3	11:38.857
4	1	2:49.525	49.603	1:16.890	43.032	148.7	14:28.382
5	1	2:48.585	48.905	1:16.707	42.973	149.6	17:16.967
6	1	2:47.568	47.892	1:16.395	43.281	150.5	20:04.535

342		DRDO		BMW E46 M3			
1.Peter KOELEWIJN		SS2					
1	1	4:16.410	1:50.880	1:33.925	51.605	96.6	4:16.410
2	1	2:48.282	47.982	1:17.339	42.961	149.8	7:04.692
3	1	2:47.505	48.047	1:16.849	42.609	150.5	9:52.197
4	1	2:47.375	48.149	1:16.748	42.478	150.6	12:39.572



SUPERCAR CHALLENGE/GT&PROTO

SPA RACING FESTIVAL

Qualifying 1

Sector Analysis

— Invalidated Lap ■ Personal Best ■ Session Best B Crossing the pit lane

Lap	D	Time	Sector 1	Sector 2	Sector 3	Kph	Elapsed	Lap	D	Time	Sector 1	Sector 2	Sector 3	Kph	Elapsed
-----	---	------	----------	----------	----------	-----	---------	-----	---	------	----------	----------	----------	-----	---------

343 DRDO
1.Han WANNET

BMW E46 M3 SS2

1	1	4:41.944	2:15.183	1:32.943	53.818	87.9	4:41.944
2	1	<u>2:55.524</u>	50.231	1:20.579	44.714	143.7	7:37.468
3	1	3:00.097	48.763	1:21.406	49.928	140.0	10:37.565
4	1	2:53.280	48.751	1:19.484	45.045	145.5	13:30.845
5	1	3:06.208 B	50.225	1:24.366	51.617	135.4	16:37.053
6	1	5:43.632	3:27.019	1:26.452	50.161	73.4	22:20.685

401 Traxx Racing Team
1.Chris VOET
2.Bart VAN DENBROECK

Peugeot RCZ Cup SPORT

1	1	4:37.354	2:20.782	1:29.122	47.450	89.3	4:37.354
2	1	2:56.335	51.173	1:19.523	45.639	143.0	7:33.689
3	1	3:04.742	49.484	1:29.668	45.590	136.5	10:38.431
4	1	2:54.794	49.855	1:19.203	45.736	144.3	13:33.225
5	1	2:55.035	49.316	1:21.061	44.658	144.1	16:28.260
6	1	2:48.681	48.676	1:16.787	43.218	149.5	19:16.941
7	1	2:52.066	48.893	1:17.707	45.466	146.5	22:09.007

345 DRDO
1.Wessel SANDKUIJL

BMW E46 M3 SS2

1	1	4:21.292	1:51.728	1:36.208	53.356	94.8	4:21.292
2	1	3:06.236	52.751	1:25.096	48.389	135.4	7:27.528
3	1	2:51.989	48.480	1:19.430	44.079	146.6	10:19.517
4	1	2:49.218	47.831	1:17.578	43.809	149.0	13:08.735
5	1	2:54.338	48.389	1:20.832	45.117	144.6	16:03.073
6	1	2:49.761	48.764	1:17.563	43.434	148.5	18:52.834
7	1	3:15.653 B	52.708	1:23.517	59.428	128.9	22:08.487

403 Zilhouette Racing
1.David EMAAR

Zilhouette SPORT

1	1	4:05.075	1:44.003	1:29.228	51.844	101.1	4:05.075
2	1	3:02.042	53.066	1:21.680	47.296	138.5	7:07.117
3	1	3:01.993	52.400	1:22.926	46.667	138.5	10:09.110
4	1	3:01.912	52.464	1:22.583	46.865	138.6	13:11.022
5	1	3:02.268	52.741	1:23.439	46.088	138.3	16:13.290
6	1	2:57.291	52.122	1:19.402	45.767	142.2	19:10.581
7	1	2:58.305	52.576	1:19.769	45.960	141.4	22:08.886

370 Protasov Racing
1.Leonid PROTASOV

Volkswagen Golf TCR SS2

1	1	6:43.509	4:34.218	1:22.080	47.211	61.4	6:43.509
2	1	<u>2:53.388</u>	50.019	1:17.745	45.624	145.4	9:36.897
3	1	2:49.154	48.567	1:16.734	43.853	149.1	12:26.051
4	1	2:48.435	48.363	1:16.932	43.140	149.7	15:14.486
5	1	2:47.084	48.498	1:15.377	43.209	150.9	18:01.570
6	1	<u>2:46.445</u>	47.291	1:15.937	43.217	151.5	20:48.015

410 MW-Racingteam
1.Mark WIERINGA

Zilhouette SPORT

1	1	3:34.647	1:25.931	1:22.801	45.915	115.4	3:34.647
2	1	<u>2:53.218</u>	51.220	1:17.092	44.906	145.6	6:27.865
3	1	<u>2:51.574</u>	50.370	1:16.456	44.748	147.0	9:19.439
4	1	2:50.281	50.069	1:15.484	44.728	148.1	12:09.720
5	1	<u>2:53.612</u>	50.405	1:17.966	45.241	145.2	15:03.332
6	1	<u>2:51.098</u>	50.406	1:16.209	44.483	147.4	17:54.430
7	1	2:51.184	50.146	1:16.538	44.500	147.3	20:45.614

373 Daytec
1.Bart DROST

BMW M240i SS2

1	1	4:22.866	1:52.342	1:36.640	53.884	94.2	4:22.866
2	1	2:55.464	50.013	1:20.272	45.179	143.7	7:18.330
3	1	<u>2:49.362</u>	47.641	1:18.229	43.492	148.9	10:07.692
4	1	2:46.712	47.115	1:16.925	42.672	151.2	12:54.404
5	1	2:46.991	46.882	1:17.443	42.666	151.0	15:41.395
6	1	2:45.137	46.494	1:16.395	42.248	152.7	18:26.532
7	1	2:46.986	46.597	1:17.064	43.325	151.0	21:13.518

446 DRDO
1.Jean-Pierre VERHOEVEN
2.Jaxon VERHOEVEN

BMW E46 Compact SPORT

1	1	4:04.142	1:40.400	1:32.159	51.583	101.5	4:04.142
2	1	2:53.935	51.095	1:19.396	43.444	145.0	6:58.077
3	1	2:48.137	49.033	1:16.267	42.837	150.0	9:46.214
4	1	3:02.583 B	48.764	1:17.680	56.139	138.1	12:48.797
5	1	5:30.801	3:29.608	1:17.120	44.073	76.2	18:19.598
6	1	2:49.118	48.400	1:16.707	44.011	149.1	21:08.716

381 Emmerschroot Racingteam
1.Bernard BLAAK
2.Lars BLAAK


Zilhouette SS2

1	1	3:38.261	1:30.586	1:22.401	45.274	113.5	3:38.261
2	1	2:50.476	50.270	1:16.586	43.620	147.9	6:28.737
3	1	2:47.604	49.102	1:14.910	43.592	150.4	9:16.341
4	1	2:46.466	49.218	1:14.131	43.117	151.5	12:02.807
5	1	2:53.938 B	49.398	1:14.664	49.876	145.0	14:56.745
6	1	4:11.164	2:06.038	1:19.801	45.325	100.4	19:07.909
7	1	<u>2:49.215</u>	49.048	1:16.026	44.141	149.0	21:57.124

461 Zilhouette Racing
1.Mark JOBST

Zilhouette SPORT

1	1	4:51.177	2:18.150	1:34.517	58.510	85.1	4:51.177
2	1	2:52.088	50.731	1:16.413	44.944	146.5	7:43.265
3	1	2:57.690	50.277	1:21.379	46.034	141.9	10:40.955
4	1	2:51.631	49.847	1:15.911	45.873	146.9	13:32.586
5	1	2:51.688	49.802	1:17.401	44.485	146.9	16:24.274
6	1	2:48.142	49.689	1:14.686	43.767	150.0	19:12.416
7	1	3:13.964	55.813	1:24.544	53.607	130.0	22:26.380



SUPERCAR CHALLENGE/GT&PROTO

SPA RACING FESTIVAL

Qualifying 1

Sector Analysis

— Invalidated Lap ■ Personal Best ■ Session Best B Crossing the pit lane

Lap	D	Time	Sector 1	Sector 2	Sector 3	Kph	Elapsed	Lap	D	Time	Sector 1	Sector 2	Sector 3	Kph	Elapsed	
472		DRDO 1.Pim KIEVIT					Volkswagen Golf Gti SPORT									
1	1	3:40.691	1:24.197	1:30.168	46.326	112.3	3:40.691	1	1	3:16.792	1:16.413	1:17.691	42.688	125.9	3:16.792	
2	1	2:55.747	51.091	1:19.019	45.637	143.5	6:36.438	2	1	2:34.058	45.748	1:08.170	40.140	163.7	5:50.850	
3	1	2:59.270	52.740	1:20.096	46.434	140.6	9:35.708	3	1	2:28.852	43.244	1:07.421	38.187	169.4	8:19.702	
4	1	2:57.316	51.843	1:20.147	45.326	142.2	12:33.024	4	1	2:36.103	44.030	1:11.646	40.427	161.5	10:55.805	
5	1	2:58.187	51.326	1:21.294	45.567	141.5	15:31.211	5	1	2:34.363	45.080	1:07.424	41.859	163.3	13:30.168	
6	1	2:56.671	50.508	1:19.461	46.702	142.7	18:27.882	6	1	2:33.799	43.724	1:11.365	38.710	163.9	16:03.967	
7	1	2:57.694	51.165	1:19.351	47.178	141.9	21:25.576	7	1	2:27.458	43.444	1:05.928	38.086	171.0	18:31.425	
8	1							8	1	2:31.491	43.283	1:09.366	38.842	166.4	21:02.916	
490		Bas Koeten Racing 1.Bas BARENBRUG					BMW E36 M3 SPORT									
1	1	4:29.345	2:05.410	1:30.848	53.087	92.0	4:29.345	1	1	2:51.620	55.434	1:15.377	40.809	144.4	2:51.620	
2	1	2:56.768	50.521	1:20.728	45.519	142.6	7:26.113	2	1	2:32.317	44.610	1:07.723	39.984	165.5	5:23.937	
3	1	2:52.126	49.611	1:18.278	44.237	146.5	10:18.239	3	1	2:32.476	44.635	1:07.509	40.332	165.4	7:56.413	
4	1	2:56.110	49.350	1:20.774	45.986	143.2	13:14.349	4	1	2:37.728	44.403	1:12.449	40.876	159.9	10:34.141	
5	1	2:59.306	50.056	1:24.213	45.037	140.6	16:13.655	5	1	2:32.473	44.554	1:07.641	40.278	165.4	13:06.614	
6	1	2:52.501	49.659	1:18.590	44.252	146.2	19:06.156	6	1	2:37.532	44.524	1:12.732	40.276	160.1	15:44.146	
7	1	2:50.141	49.005	1:16.969	44.167	148.2	21:56.297	7	1	2:32.086	44.182	1:08.407	39.497	165.8	18:16.232	
8	1							8	1	2:31.486	44.454	1:06.415	40.617	166.4	20:47.718	
498		Hoekstra/de Jong Racingteam 1.Jack HOEKSTRA 2.Pieter DE JONG					Zilhouette SPORT									
1	1	3:03.519	57.799	1:20.178	45.542	135.0	3:03.519	1	1	3:48.987	1:39.551	1:23.763	45.673	108.2	3:48.987	
2	1	2:49.963	49.666	1:16.514	43.783	148.4	5:53.482	2	1	2:52.962	49.700	1:18.670	44.592	145.8	6:41.949	
3	1	2:49.003	49.403	1:15.853	43.747	149.2	8:42.485	3	1	3:05.111 B	49.645	1:18.630	56.836	136.2	9:47.060	
4	1	2:49.235	49.370	1:15.220	44.645	149.0	11:31.720	4	1	3:56.790	2:00.757	1:13.876	42.157	106.5	13:43.850	
5	1	2:48.365	49.398	1:15.075	43.892	149.8	14:20.085	5	1	3:10.589	1:14.743	1:13.376	42.470	132.3	16:54.439	
6	1	2:48.791	49.556	1:15.156	44.079	149.4	17:08.876	6	1	2:41.517	47.507	1:11.914	42.096	156.1	19:35.956	
7	1	2:48.290	49.437	1:14.937	43.916	149.8	19:57.166	7	1	3:07.944	1:12.115	1:13.542	42.287	134.2	22:43.900	
521		EDEKA Aschoff Racing 1.Max ASCHOFF					Ginetta Nissan G58 LMP3									
1	1	2:50.549	1:02.457	1:11.137	36.955	145.3	2:50.549	1	1	2:50.549	1:02.457	1:11.137	36.955	145.3	2:50.549	
2	1	2:19.444	39.856	1:04.346	35.242	180.8	5:09.993	2	1	2:19.444	39.856	1:04.346	35.242	180.8	5:09.993	
3	1	2:20.545	39.183	1:04.180	37.182	179.4	7:30.538	3	1	2:20.545	39.183	1:04.180	37.182	179.4	7:30.538	
4	1	2:31.944 B	39.905	1:07.582	44.457	165.9	10:02.482	4	1	2:31.944 B	39.905	1:07.582	44.457	165.9	10:02.482	
5	1	3:53.754	2:11.645	1:05.473	36.636	107.9	13:56.236	5	1	3:53.754	2:11.645	1:05.473	36.636	107.9	13:56.236	
6	1	2:22.347	38.819	1:06.617	36.911	177.1	16:18.583	6	1	2:22.347	38.819	1:06.617	36.911	177.1	16:18.583	
7	1	2:23.032	42.325	1:04.999	35.708	176.3	18:41.615	7	1	2:23.032	42.325	1:04.999	35.708	176.3	18:41.615	
8	1	2:27.981	39.576	1:07.882	40.523	170.4	21:09.596	8	1	2:27.981	39.576	1:07.882	40.523	170.4	21:09.596	
610		Deldiche Racing 1.Thomas PIESSENS 2.Tim VERBERGT					Norma M20FC CN									
1	1	3:15.326	1:20.986	1:14.169	40.171	126.8	3:15.326	1	1	3:15.326	1:20.986	1:14.169	40.171	126.8	3:15.326	
2	1	2:20.745	40.175	1:03.613	36.957	179.1	5:36.071	2	1	2:20.745	40.175	1:03.613	36.957	179.1	5:36.071	
3	1	2:19.751	39.754	1:03.645	36.352	180.4	7:55.822	3	1	2:19.751	39.754	1:03.645	36.352	180.4	7:55.822	
4	1	2:38.296 B	39.606	1:12.647	46.043	159.3	10:34.118	4	1	2:38.296 B	39.606	1:12.647	46.043	159.3	10:34.118	
5	1	4:45.393	2:58.756	1:07.328	39.309	88.3	15:19.511	5	1	4:45.393	2:58.756	1:07.328	39.309	88.3	15:19.511	
6	1	2:24.547	41.487	1:05.715	37.345	174.4	17:44.058	6	1	2:24.547	41.487	1:05.715	37.345	174.4	17:44.058	
7	1	2:22.324	40.850	1:05.101	36.373	177.2	20:06.382	7	1	2:22.324	40.850	1:05.101	36.373	177.2	20:06.382	